

NEMO Version 2023-06-09

Release Letter

Contents

1. Summary.....	2
2. Application Signature Features	3
Natural Performance Index (NPI).....	3
Natural Leverage Index (NLI).....	3
Unsupervised Learning	3
Meta-data Driven.....	4
Hyper-Dashboard	4
Process Mining.....	4
Complexity Mining	5
All Details.....	6
Dynamic Dashboards.....	7
Instantly Live	7
3. Technology Signature Features.....	8
Push rather than Pull Data Copying	8
Flat Data Structure.....	8
Process Chains.....	8
Dynamic Calculations	9
Metrics Driven	9
In-memory Columnar Data Management.....	9
Upside-down Visualization.....	9
4. New and Changed Capabilities	9
Deficiency Mining (IMPROVED).....	9
5. Compatibility	10
Functional Limitations	10
Component Status.....	11
Known Issues	11
6. Documentation.....	11
7. Availability	11

1. Summary

As of June 09, 2023, proALPHA has released NEMO version 2023-06-09.

NEMO – standing for Natural Enterprise Management Optimizer – is a new breed of AaaS – Analytics-as-a-Service – offering from proALPHA. NEMO analyzes all sorts of event data. In particular NEMO analyzes business processes as performed with proALPHA ERP. The objective of NEMO is to enable better daily decisions by relating operational activities (input factors) with financial results (output factors).

After the release of the NEMO Deficiency Mining MVP two weeks ago we added new features and improvements to it this time. Deficiency Mining Rules can now be grouped and direct access to Focus for further analysis is available as well. Also Deficiency Mining Rules can now be activated/deactivated so managing what is supposed to be checked is possible on a very detailed level.

In addition, NEMO version 2023-06-09 features various error corrections and performance improvements. Also, various housekeeping improvements have been implemented.

One special thing that has been changed with this version of NEMO is that the metadata category Exported Columns has been **renamed to Imported Columns** now. We think this makes more sense since uploading data from csv files is available.

Reports (IMPROVED)

- (SAMPLE) ABC/XYZ Analysis

2. Application Signature Features

Natural Performance Index (NPI)

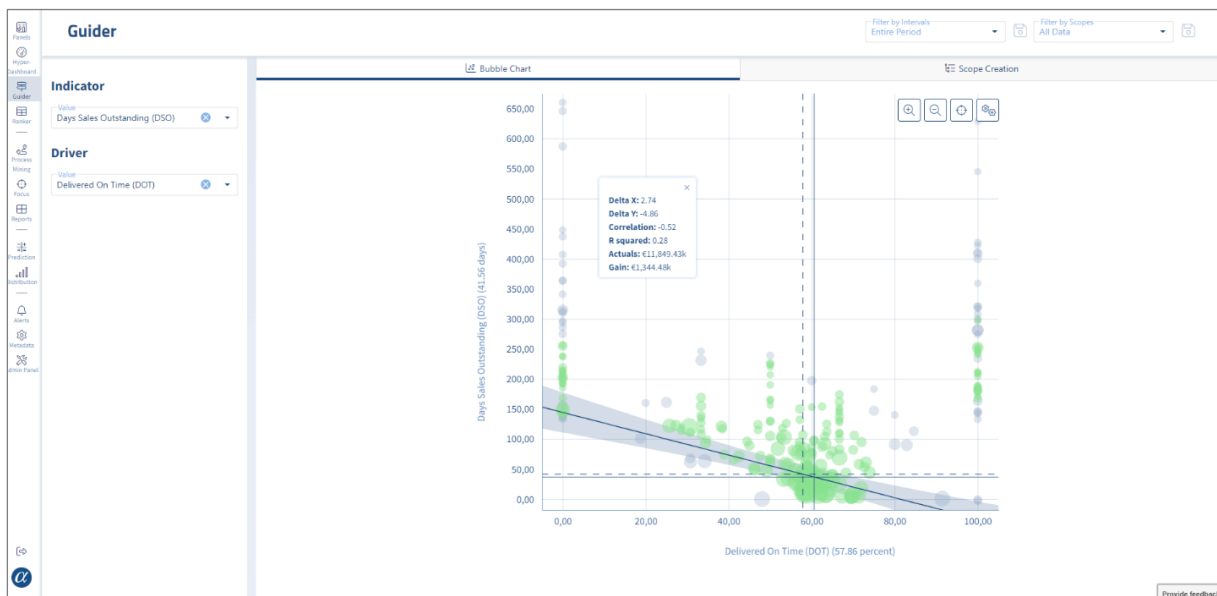
The NPI measures and ranks the fitness of a business. High NPIs indicate a significant improvement potential which is likely to be achieved. They help the user find and decide between the available optimization opportunities and are key to the daily decision support provided by NEMO.

Natural Leverage Index (NLI)

The NLI measures and ranks the degree of efficiency (“Wirkungsgrad”) of a certain operational measure. High NLIs indicate a significant leverage which is likely to be achieved. They help the user find and decide between the available opportunities and as such facilitate the daily decision support provided by NEMO.

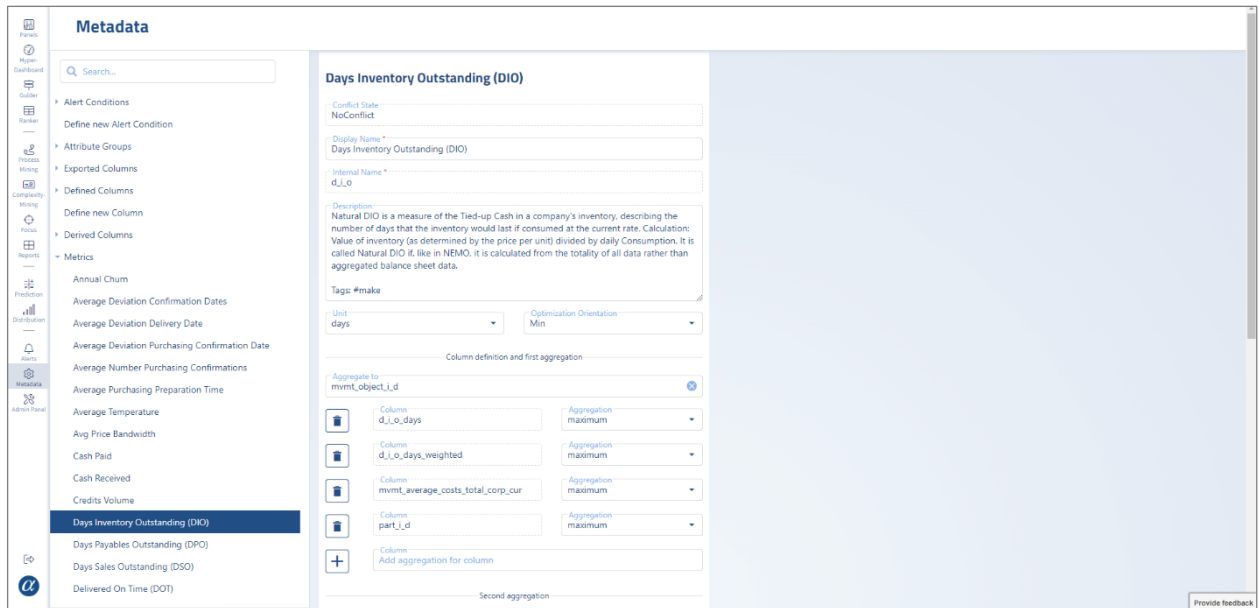
Unsupervised Learning

Since there is no optimum for business process optimization typical machine learning approaches don't apply. Hence NEMO leverages robust advanced statistics out of the so-called space of unsupervised learning algorithms.



Meta-data Driven

NEMO is not only data- but also metadata-driven. This means that virtually all metrics and scopes can be formed – either manually or automatically.



Hyper-Dashboard

NEMO continuously ranks all business process correlations. This enables dynamic dashboards which are complementing classical dashboards.



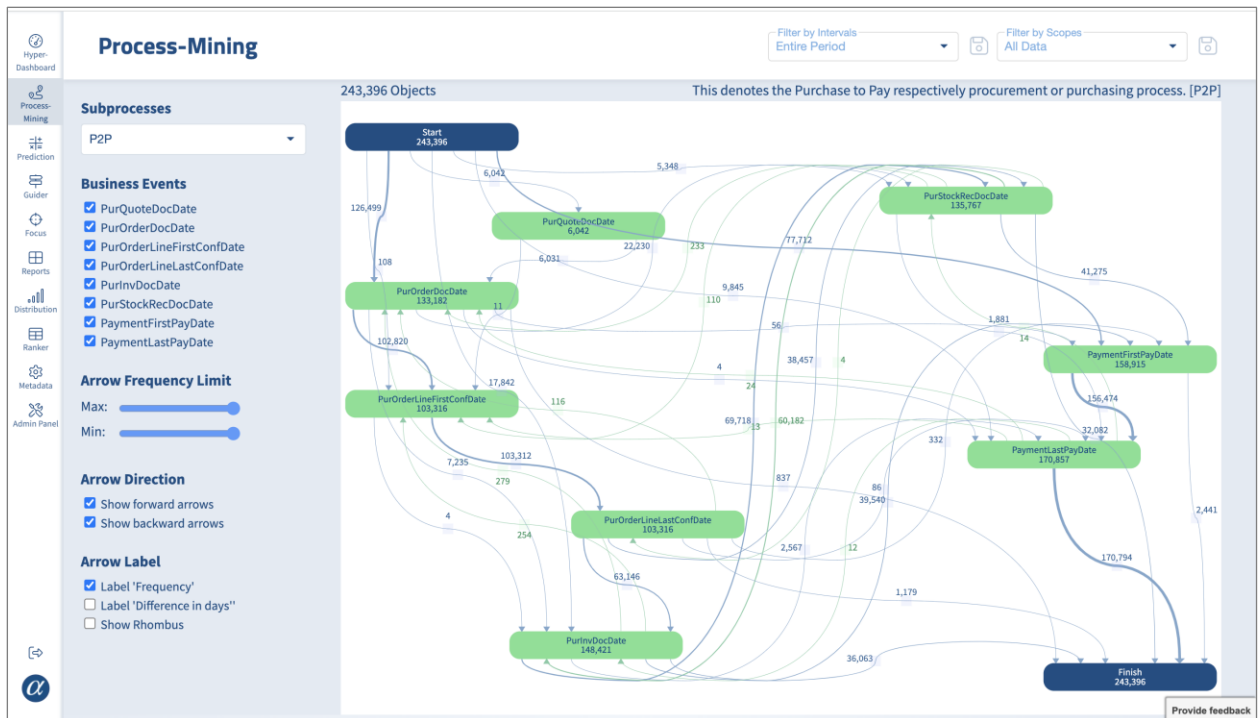
Process Mining

Inherently NEMO discovers all executed business processes. Process Mining visualizes these as so-called process maps. The edges (lines, links) represent business process variants. They can be captured in scopes for further analysis (e.g. Focus and Guider). The nodes (vertices, points) represent the business events which, chained up, represent the executed business activities.

Stand: 2023-06-06 – Subject to change

humanIT Software GmbH | Brühler Straße 9 | D-53119 Bonn

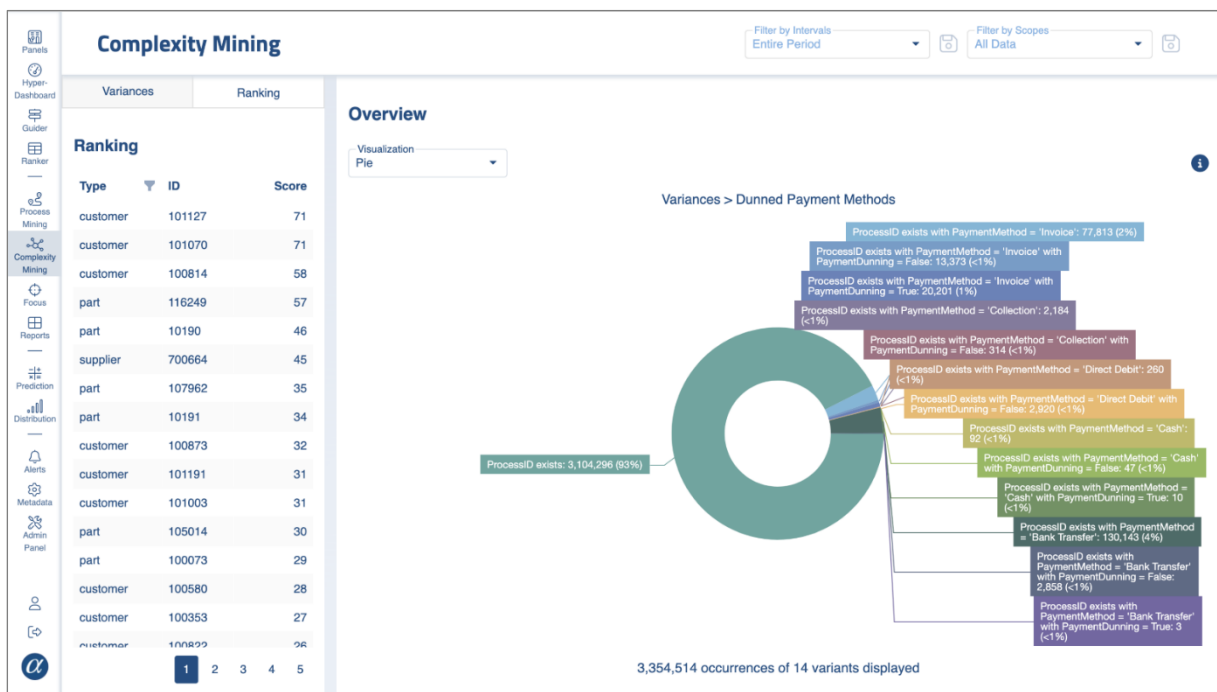
P: +49 228 90954-0 | Fax: +49 228 90954-11 | info@humanit.de | www.nemo-ai.com



Complexity Mining

Similarly, NEMO detects automatically all executed business process variants. Each and every variant increases the complexity of the respective business.

Increasing complexity increases complexity costs. This phenomenon can be analyzed as well.



All Details

NEMO works always on details. There is no need to do any pre-aggregations at all. This means that the user can drill down to the detailed business documents at any point in time and instantaneously.

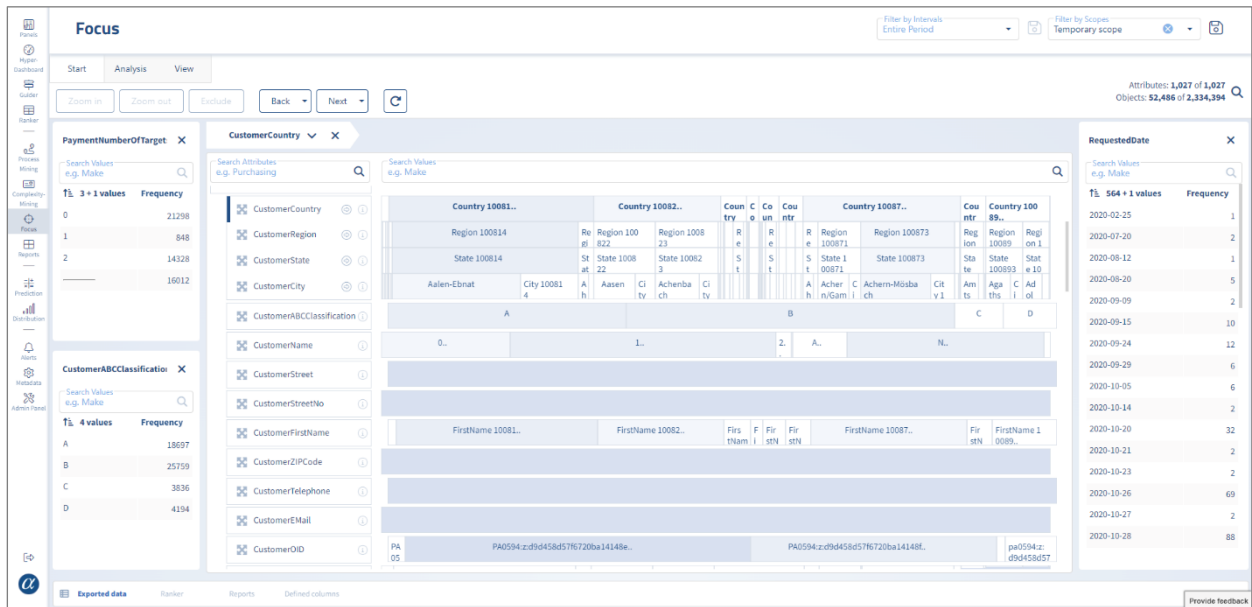
Here an example for the Payment Method Invoice. The Hyper-Dashboard provides an overview of the top measures for process improvements.



The Ranker table gives the details behind the Hyper-Dashboard.

NPI	NLI	Driver	Driver Value	Indicator	Indicator Value	R Squared	Correlation	Actuals	Gain	Scope
1,228,230	150	Delivered On Tim...	49.38%	Days Sales Outst...	46.39 (days)	0.49	-0.70	€8,190.30k	€2,523.89k	[[mvmmt_m_r_p_ar...
1,045,971	140	Delivered On Tim...	47.95%	Days Sales Outst...	48.06 (days)	0.46	-0.68	€7,476.48k	€2,252.74k	[[mvmmt_m_r_p_ca...
951,839	133	Delivered On Tim...	47.78%	Days Sales Outst...	48.00 (days)	0.46	-0.68	€7,176.66k	€2,084.53k	End products
891,949	143	Delivered On Tim...	57.14%	Days Sales Outst...	46.28 (days)	0.43	-0.66	€6,245.62k	€2,053.92k	[[customer_a_b_c...
626,635	146	Delivered On Tim...	49.19%	Days Sales Outst...	56.78 (days)	0.53	-0.73	€4,280.45k	€1,174.27k	[[part_type[6]]]
626,153	146	Delivered On Tim...	49.19%	Days Sales Outst...	56.80 (days)	0.53	-0.73	€4,280.45k	€1,173.60k	[[part_product_li...
561,369	165	Delivered On Tim...	49.76%	Days Sales Outst...	53.35 (days)	0.68	-0.82	€3,405.99k	€827.81k	[[part_id["10190...
554,675	167	Delivered On Tim...	44.88%	Days Sales Outst...	53.40 (days)	0.49	-0.70	€3,318.21k	€1,139.90k	[[mvmmt_m_r_p_ca...
544,680	178	Delivered On Tim...	49.32%	Days Sales Outst...	58.99 (days)	0.39	-0.62	€3,057.86k	€1,410.07k	[[part_product_li...
528,335	63	Delivered On Tim...	53.52%	Days Sales Outst...	46.12 (days)	0.30	-0.55	€8,361.60k	€1,748.98k	Storage Area 100...
503,446	148	Delivered On Tim...	57.14%	Days Sales Outst...	58.93 (days)	0.41	-0.64	€3,407.57k	€1,231.54k	[[supplier_industr...
439,326	197	Delivered On Tim...	39.77%	Days Sales Outst...	72.99 (days)	0.42	-0.65	€2,227.98k	€1,043.02k	[[part_id["11177...
389,940	130	Delivered On Tim...	47.73%	Days Sales Outst...	61.67 (days)	0.41	-0.64	€2,991.62k	€955.86k	[[part_product_li...
388,081	157	Delivered On Tim...	38.06%	Days Sales Outst...	66.90 (days)	0.32	-0.57	€2,478.03k	€1,214.12k	[[part_product_li...
386,742	149	Delivered On Tim...	45.28%	Days Sales Outst...	51.06 (days)	0.46	-0.68	€2,587.24k	€841.74k	[[part_type[5]]]
320,720	204	Delivered On Tim...	36.56%	Days Sales Outst...	74.43 (days)	0.52	-0.72	€1,575.23k	€614.98k	[[part_a_b_c_class...
265,822	22	Delivered On Tim...	57.74%	Days Sales Outst...	46.25 (days)	0.13	-0.36	€11,849.21k	€2,030.06k	[[part_a_b_c_class...
244,851	165	Delivered On Tim...	37.20%	Days Sales Outst...	65.49 (days)	0.32	-0.57	€1,485.17k	€755.03k	[[part_id["11177...
231,143	320	Delivered On Tim...	52.03%	Days Sales Outst...	50.89 (days)	0.58	-0.76	€722.04k	€398.64k	[[part_a_b_c_class...

And the Focus view gives the details behind the Ranker table. And all within seconds.



Dynamic Dashboards

From all details arbitrary dashboards can be derived as well.



Since these so-called Panels are automatically built-in conjunction with Scopes they are correct by nature.

Especially there is no dispute about the calculation of metrics and key figures anymore since those are isolated from the Panels.

Instantly Live

NEMO doesn't need any customization. Even chart-of-account or financial calendar are not needed for NEMO to function.

Stand: 2023-06-06 – Subject to change

humanIT Software GmbH | Brühler Straße 9 | D-53119 Bonn

P: +49 228 90954-0 | Fax: +49 228 90954-11 | info@humanit.de | www.nemo-ai.com

3. Technology Signature Features

The NEMO technology is characterized by

- Integration
 - All applications leverage and maintain the same data
- Speed
 - Response times should be as fast as possible
 - Development times – customers or us – should be as short as possible

These objectives are achieved by leveraging following unique approaches.

Push rather than Pull Data Copying

All data are regularly pushed from the source system to NEMO.

For our ERP we push all essential order types now:

- Purchase Order
- Production Order
- Sales Order

This means following supply chain processes are covered now:

- Source
 - Purchasing, Procurement
- Make
 - Inventory
 - Production
- Deliver
 - Sales
- Return Handling
 - Sales
 - Purchasing
- Finance
 - Accounting Journal

Flat Data Structure

There is only one table in NEMO.

There are no aggregations (cubes) nor indices.

There are no Joins at all.

Process Chains

All data are organized along the performed business processes.

Dynamic Calculations

All calculations are performed in real-time.

There are no data preparation runs.

Metrics Driven

All control data (metadata) are available to all applications rather than being specific to a single application.

All control data are dynamically changeable – by the user or by us.

Metrics are maintained as separate entity rather than specific to each application.

In-memory Columnar Data Management

Our data are particularly suited to this mode of data management.

The resulting compression rates (easily 1:10) are very beneficial to the overall performance.

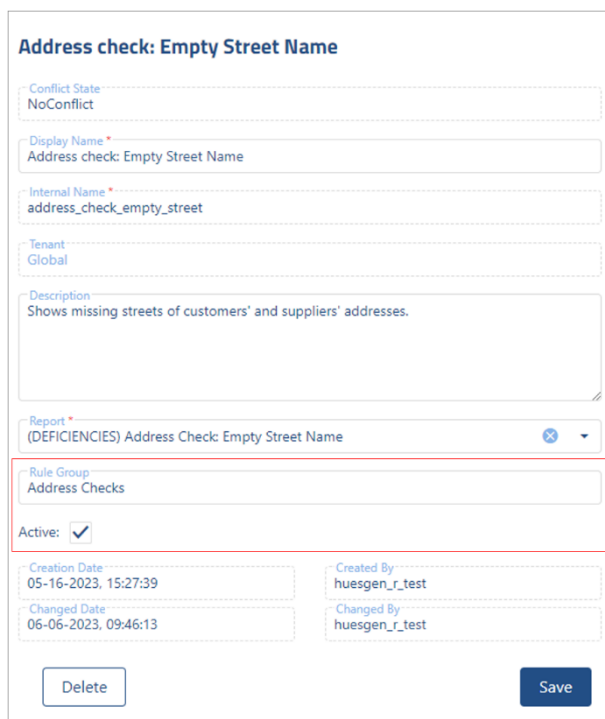
Upside-down Visualization

Rows and columns are inverted compared to MS Excel.

This makes patterns (e.g., populations of columns) easier to spot.

4. New and Changed Capabilities

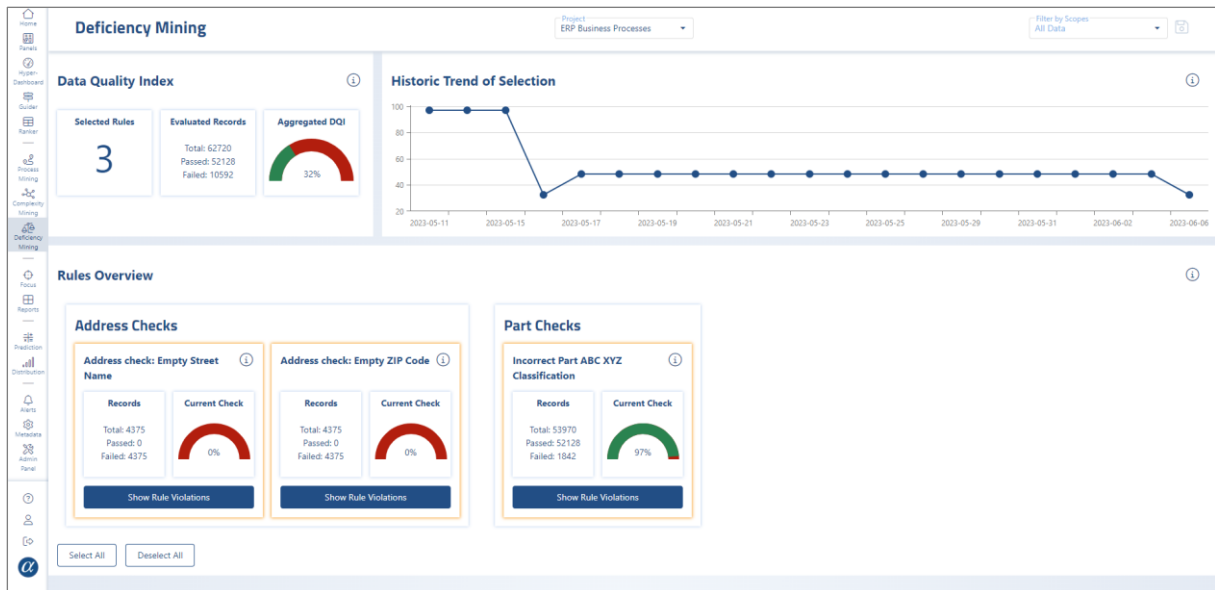
Deficiency Mining (IMPROVED)



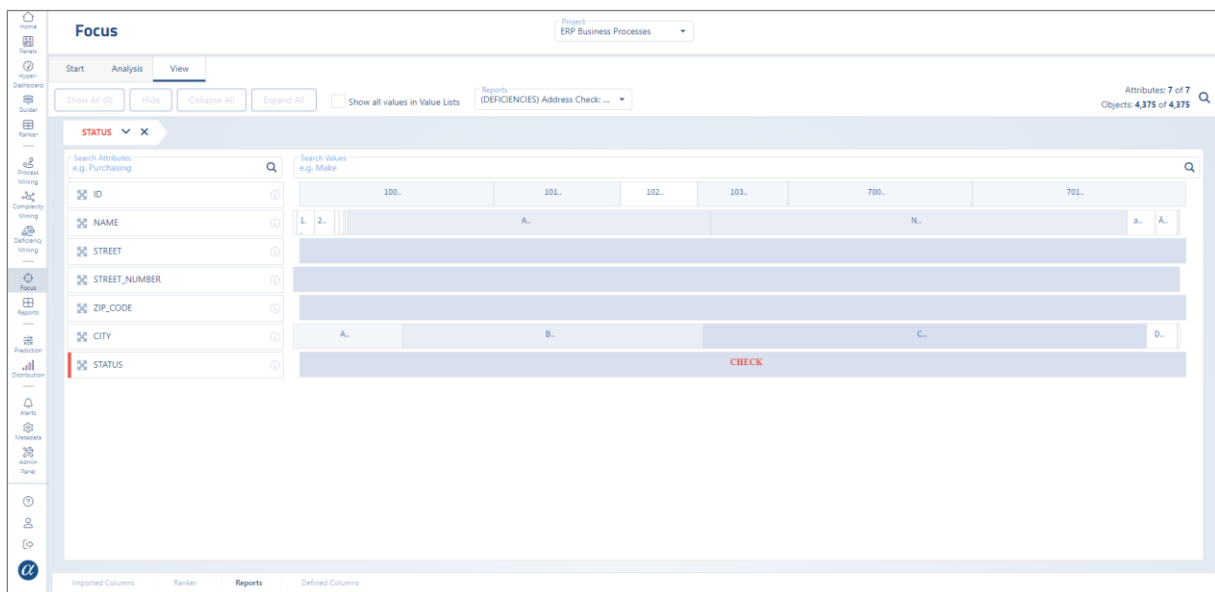
The screenshot shows a configuration form for a rule named "Address check: Empty Street Name". The form includes several fields: "Conflict State" (NoConflict), "Display Name" (Address check: Empty Street Name), "Internal Name" (address_check_empty_street), "Tenant" (Global), and a "Description" (Shows missing streets of customers' and suppliers' addresses). A "Report" dropdown is set to "(DEFICIENCIES) Address Check: Empty Street Name". A red box highlights the "Rule Group" field, which is set to "Address Checks", and the "Active" checkbox, which is checked. At the bottom, there are "Delete" and "Save" buttons, along with "Creation Date" (05-16-2023, 15:27:39), "Created By" (huesgen_r_test), "Changed Date" (06-06-2023, 09:46:13), and "Changed By" (huesgen_r_test).

Put rules that belong to the same category of deficiencies into groups.

Activate rules that are supposed to be included in checks.



Navigate to Focus for further analysis of rule violations by clicking the Show Rule Violations button for a specific rule.



5. Compatibility

NEMO is compatible with all ERP releases from 6.1 onwards.

NEMO is optimized for Chromium based web browsers e.g., Google Chrome or Microsoft Edge.

Functional Limitations

Following functionality is restricted as of now:

- Calculations of Driver and Indicators are not based on Intervals yet.
- Stock movements for material withdrawals are not yet exported in Production.
- Warehouse movements for material storage are not yet exported in Production.

Stand: 2023-06-06 – Subject to change

humanIT Software GmbH | Brühler Straße 9 | D-53119 Bonn

P: +49 228 90954-0 | Fax: +49 228 90954-11 | info@humanit.de | www.nemo-ai.com

Component Status

- N.A.

Known Issues

- Very large temporary scopes created with Process Mining might fail in other apps.

6. Documentation

Apart from this Release Letter, further documentation is available on [NEMO Help Portal](#).

7. Availability

All production environments have been updated already.