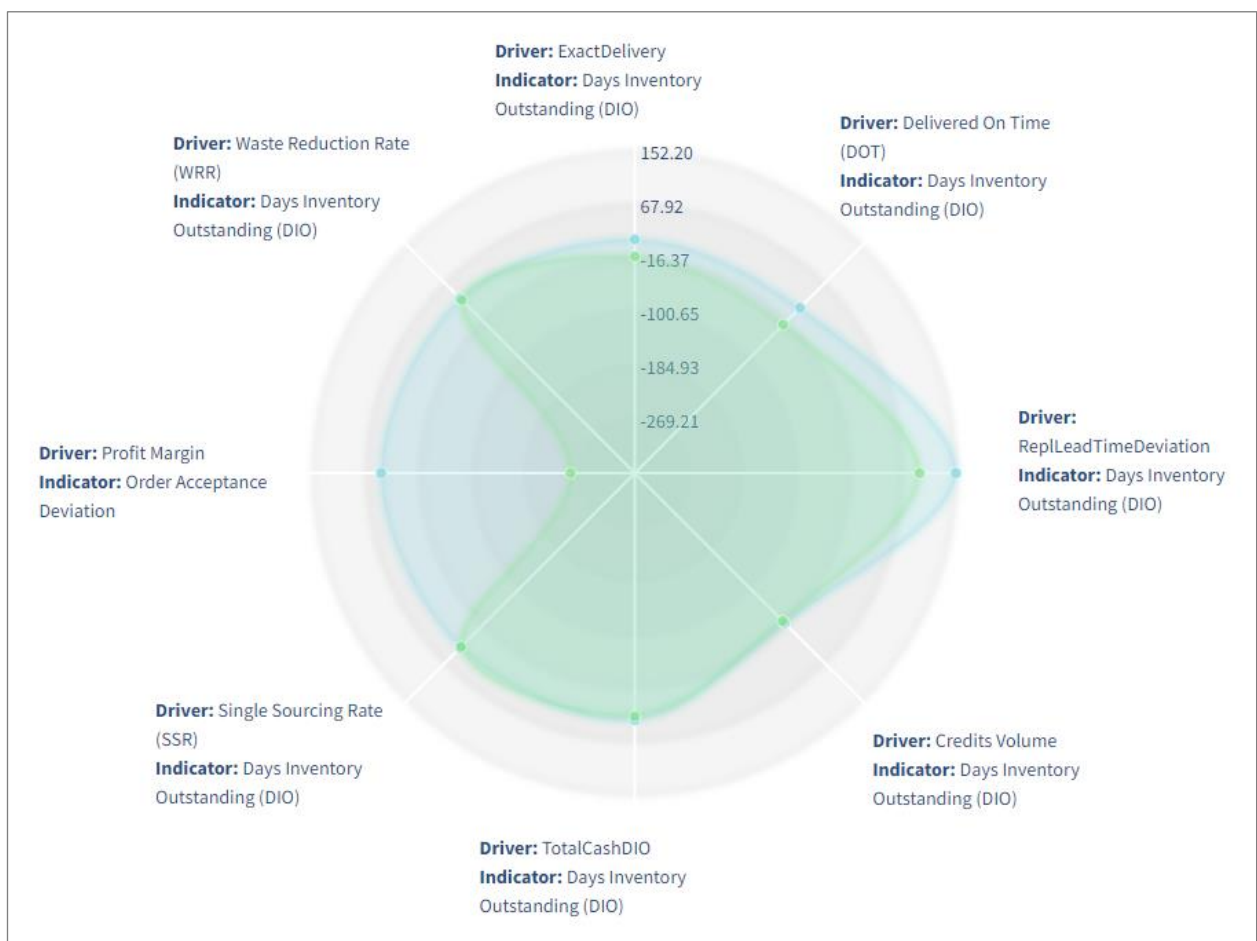


NEMO Release Letter

Version 2022-10-14



Content

Summary.....	1
Signature Features.....	2
Natural Performance Index (NPI).....	2
Natural Leverage Index (NLI).....	2
Unsupervised Learning.....	2
Meta-data Driven.....	3
Hyper-Dashboard.....	3
All Details.....	4
Instantly Live.....	5
New and Changed Features	6
Reports (NEW and IMPROVED)	6
Metadata Editor (IMPROVED)	7
Predictions (NEW)	7
Focus (NEW)	8
Compatibility.....	9
Functional Limitations	9
Component Status	9
Known Issues.....	9
Documentation.....	9
Availability.....	9

Summary

As of October 14, 2022, proALPHA has released NEMO version 2022-10-14.

NEMO – standing for Natural Enterprise Management Optimizer – is a new breed of AaaS – Analytics-as-a-Service – offering from proALPHA. NEMO analyzes all sorts of event data. In particular NEMO analyzes business processes as performed with proALPHA ERP. The objective of NEMO is to enable better daily decisions by relating operational activities (input factors) with financial results (output factors).

NEMO 2022-10-14 features various error corrections and performance improvements. Also, various housekeeping improvements have been implemented.

Furthermore, NEMO 2022-10-14 provides new and improved capabilities triggered by customers:

- Reports (NEW and IMPROVED)
 - (SAMPLE) Stock Controlled Parts (NEW)
 - (SAMPLE) Slow Moving Parts (IMPROVED)
- Predictions (NEW)
 - Trendline (NEW)
- Metadata Editor (IMPROVED)
 - Extended search functionality (IMPROVED)
- Focus (NEW)
 - Copy values from Value Lists (NEW)
 - Unrestricted values in Value Lists (NEW)

Signature Features

Natural Performance Index (NPI)

The NPI measures and ranks the fitness of a business. High NPIs indicate a significant improvement potential which is likely to be achieved. They help the user find and decide between the available optimization opportunities and are key to the daily decision support provided by NEMO.

Natural Leverage Index (NLI)

The NLI measures and ranks the degree of efficiency (“Wirkungsgrad”) of a certain operational measure. High NLI indicates a significant leverage which is likely to be achieved. They help the user find and decide between the available opportunities and as such facilitate the daily decision support provided by NEMO.

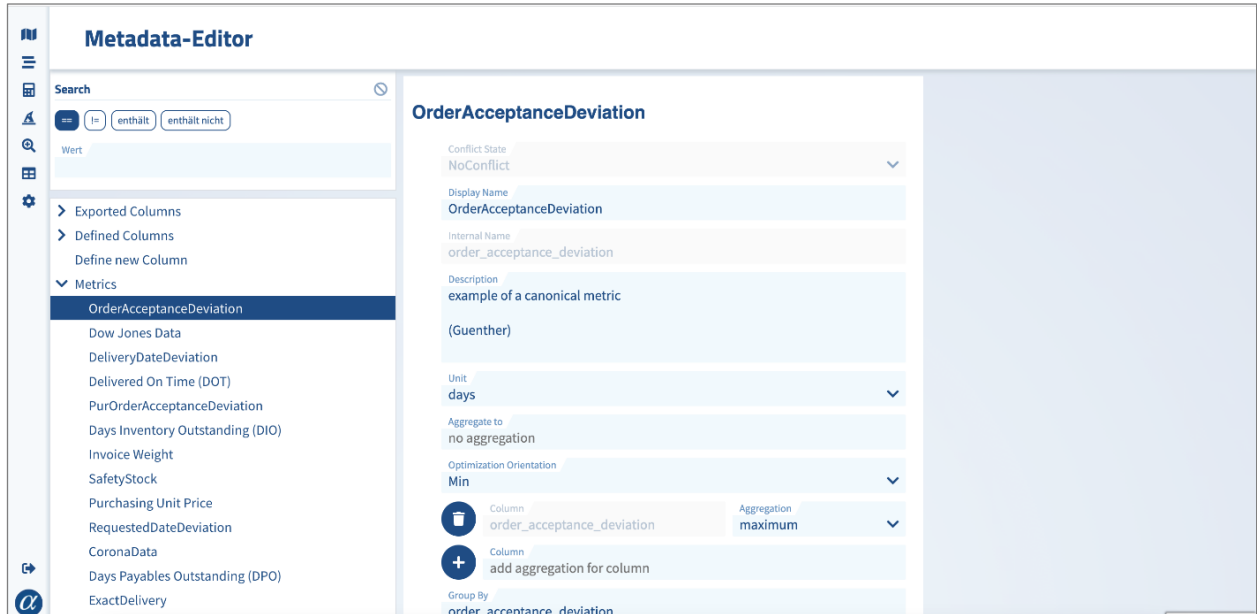
Unsupervised Learning

Since there is no optimum for business process optimization typical machine learning approaches don't apply. Hence NEMO leverages robust advanced statistics out of the so-called space of unsupervised learning algorithms.



Meta-data Driven

NEMO is not only data- but also metadata-driven. This means that virtually all metrics and scopes can be formed – either manually or automatically.



Hyper-Dashboard

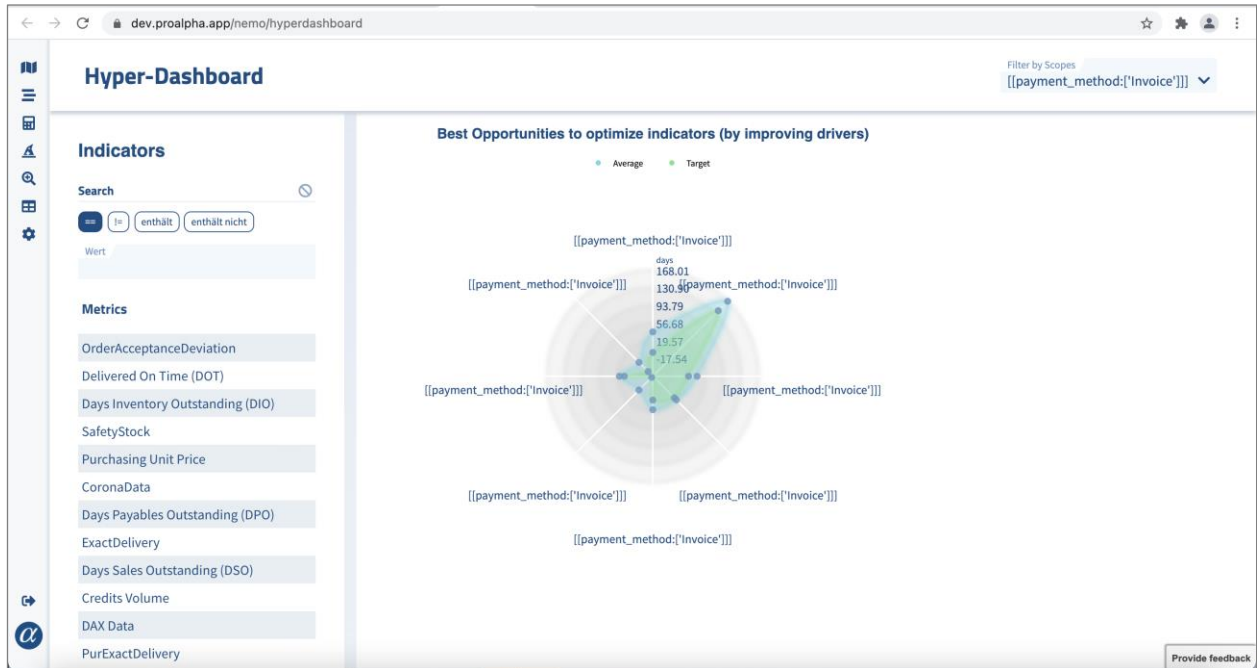
NEMO continuously ranks all business process correlations. This enables dynamic dashboards which are complementing classical dashboards.



All Details

NEMO works always on details. There is no need to do any pre-aggregations at all. This means that the user can drill down to the detailed business documents at any point in time and instantaneously.

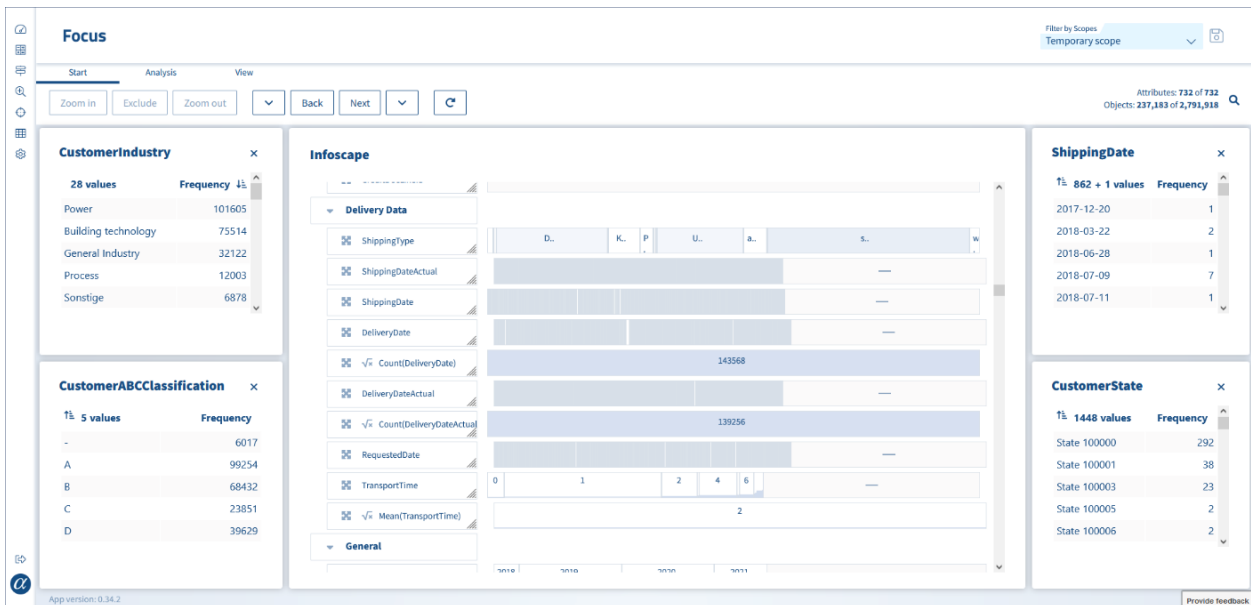
Here an example for the Payment Method Invoice. The Hyper-Dashboard provides an overview of the top measures for process improvements.



The Ranker table gives the details behind the Hyper-Dashboard.

NPI	NLI	Driver	Indicator	R Squared	Correlation	Actuals	Gain	Scope
601,917,952	40,704.1	Delivered On...	Days Invento...	0.05	0.23	€14,787.66k	€11,839,552...	PaymentMet...
567,153,024	38,353.1	PurExactDeli...	Days Invento...	0.06	0.25	€14,787.66k	€8,897,089.5...	PaymentMet...
558,322,112	40,228.5	PurExactDeli...	Days Invento...	0.07	0.26	€13,878.75k	€8,437,466.6...	[[invoicing_d...
551,381,504	1,133,087.3	RepLeadTi...	Days Invento...	0.24	0.49	€486.62k	€2,317,477.3...	[[customer_r...
541,783,584	39,035.5	Delivered On...	Days Invento...	0.05	0.22	€13,878.75k	€11,146,345...	[[invoicing_d...
368,957,248	13,932.0	Replenishme...	Days Invento...	0.53	0.73	€26,482.77k	€692,769.54k	[[part_type:[9]]
249,010,336	16,839.1	RepLeadTi...	Days Invento...	0.02	-0.14	€14,787.66k	€13,503,370...	PaymentMet...
248,111,296	25,661.8	RepLeadTi...	Days Invento...	0.04	-0.19	€9,668.50k	€6,729,405.4...	[[customer_i...
205,359,856	14,796.7	RepLeadTi...	Days Invento...	0.02	-0.13	€13,878.75k	€11,834,033...	[[invoicing_d...
176,447,920	32,377.2	PurExactDeli...	Days Invento...	0.09	0.30	€5,449.76k	€1,909,336.5...	[[customer_a...
174,167,904	23,651.6	RepLeadTi...	Days Invento...	0.03	-0.16	€7,383.89k	€6,652,653.0...	[[customer_a...
172,000,192	3,384.2	Delivered On...	Days Invento...	0.05	0.23	€50,825.06k	€3,189,364.7...	[[part_a_b_c...
171,797,920	3,349.2	Delivered On...	Days Invento...	0.05	0.23	€51,294.62k	€3,269,720.8...	[[invoice_doc...
171,730,720	3,349.2	Delivered On...	Days Invento...	0.05	0.23	€51,274.56k	€3,268,441.8...	[[supplier_a...
160,876,304	3,136.3	PurExactDeli...	Days Invento...	0.07	0.26	€51,294.62k	€2,386,454.0...	[[invoice_doc...
160,813,376	3,136.3	PurExactDeli...	Days Invento...	0.07	0.26	€51,274.56k	€2,385,520.6...	[[supplier_a...
152,182,416	2,993.8	PurExactDeli...	Days Invento...	0.07	0.26	€50,825.06k	€2,277,224.4...	[[part_a_b_c...
141,023,744	14,585.9	Delivered On...	Days Invento...	0.10	0.31	€9,668.50k	€1,458,552.4...	[[customer_i...
128,455,368	13,286.0	PurExactDeli...	Days Invento...	0.06	0.25	€9,668.50k	€2,082,220.8...	[[cus

And the Focus view gives the details behind the Ranker table. And all within seconds.



Instantly Live

NEMO doesn't need any customization. Even chart-of-account or financial calendar are not needed for NEMO to function.

New and Changed Features

Reports (NEW and IMPROVED)

(SAMPLE) Stock Controlled Parts (NEW)

This report provides a clear overview of stock movements. Not only the number of reported or safety stocks, but also other important metrics like number of daily part consumptions have been listed on this report.

Part id	Storage area	Mrp area	Mrp horizon	Min replenish...	Replenishme...	Reporting sto...	Maximum st...	Replenishme...	Safety stock	Average part...	Safety stock r...	Order point s...
103552	100145	100001	40	0	12.00	20.00	0	0.00	6.00	0.00219	2739.73	19.97
100007	100145	100001	5	0	5.00	200.00	0	0.00	0.00	0.02545	0.00	199.87
100027	100145	100001	60	0	32.00	8.00	0	0.00	0.00	0.00589	0.00	7.81
100032	100145	100001	115	0	32.00	50.00	0	0.00	0.00	0.00877	0.00	49.72
100034	100145	100001	5	0	5.00	25.00	0	0.00	0.00	0.01370	0.00	24.93
100035	100145	100001	115	0	7.00	50.00	0	0.00	0.00	0.01829	0.00	49.87
100036	100145	100001	70	0	32.00	60.00	0	0.00	5.00	0.02009	248.88	59.36
100048	100145	100001	60	0	20.00	20.00	0	0.00	0.00	0.00639	0.00	19.87
103547	100145	100001	45	0	12.00	50.00	0	0.00	0.00	0.00227	0.00	49.97
111776	100145	100001	45	0	32.00	30.00	0	0.00	0.00	0.00163	0.00	29.95
119928	100145	100001	80	0	75.00	4.00	0	0.00	0.00	0.00173	0.00	3.87
103561	100145	100001	5	0	5.00	50.00	0	0.00	0.00	0.00210	0.00	49.99
100035	100140	100001	115	0	7.00	50.00	0	0.00	0.00	0.01164	0.00	49.92
100052	100145	100001	40	0	20.00	500.00	0	0.00	0.00	0.02648	0.00	499.47
100053	100140	100001	40	0	10.00	450.00	0	0.00	0.00	0.05123	0.00	449.49
100061	100145	100001	40	0	10.00	200.00	0	0.00	0.00	0.01213	0.00	199.88
100061	100140	100001	40	0	10.00	200.00	0	0.00	0.00	0.01187	0.00	199.88
100073	100145	100001	5	0	5.00	6000.00	0	0.00	0.00	0.43836	0.00	5997.81
100076	100145	100001	5	0	5.00	1000.00	0	0.00	0.00	0.01205	0.00	999.94

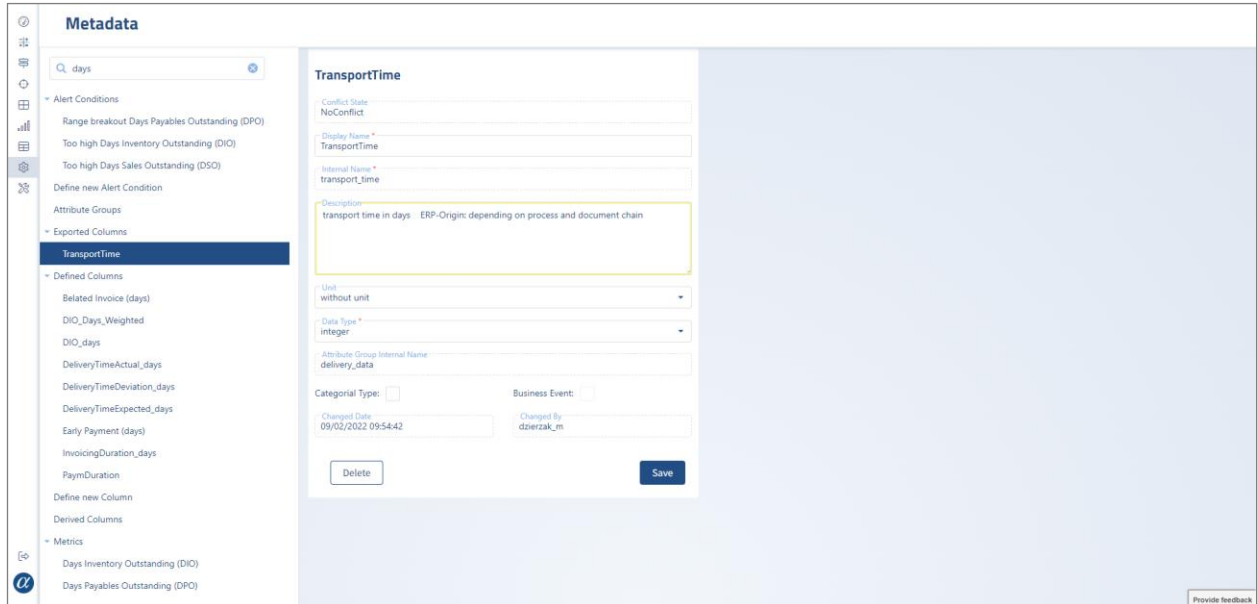
(SAMPLE) Slow Moving Parts (IMPROVED)

A new column "Last movement date without stocktaking" has been added.

Metadata Editor (IMPROVED)

Extended search functionality (IMPROVED)

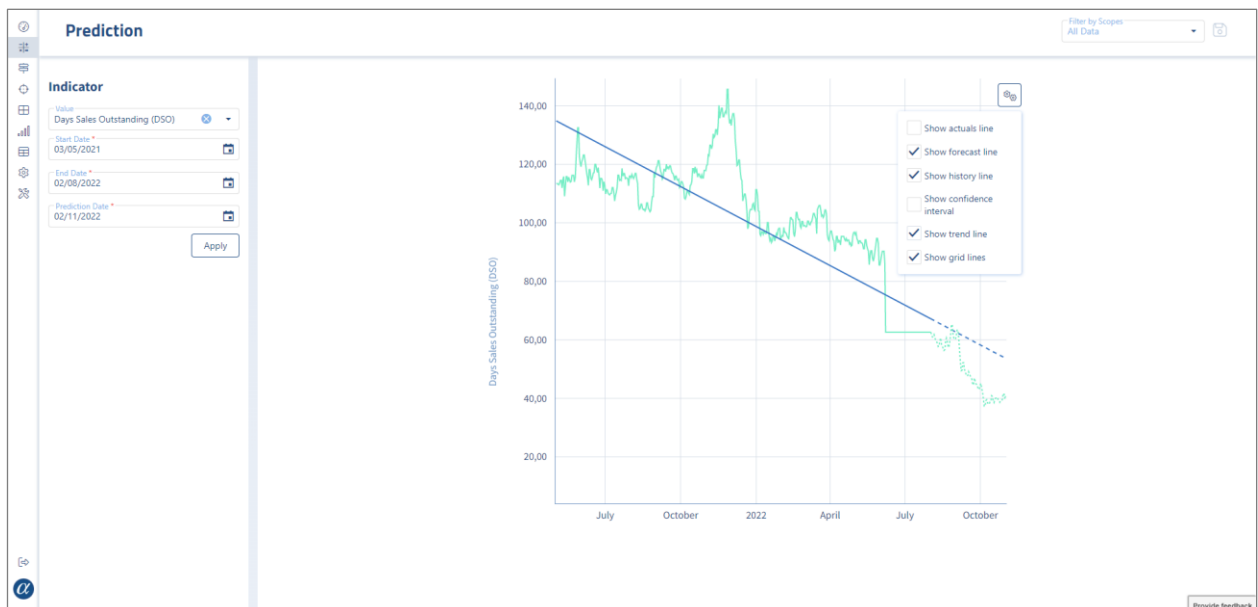
Searching metadata now includes descriptions as well. All metadata properties which match a search term are being highlighted.



Predictions (NEW)

Trendline (NEW)

Activate the optional trendline to instantly recognize tendencies.



Focus (NEW)

Copy values from Value Lists (NEW)

Copy selected values to the clipboard from any Value List via context menu. More than 1,000 selected values will automatically be downloaded as a csv file.

The screenshot shows the 'Focus' application interface. On the left, a 'CustomerCountry' value list is displayed with 1286 values. A context menu is open over the list, and the 'Copy selected values' option is highlighted. The main data table shows columns for Region, CustomerRegion, CustomerABCClassification, CustomerFirstName, CustomerName, CustomerStreet, CustomerStreetNo, CustomerCountry, CustomerState, and CustomerZIPCode.

Unrestricted values in Value Lists (NEW)

Choose to still see values which are not part of the current restriction. This way you can keep things in perspective even better sometimes.

The screenshot shows the 'Focus' application interface. On the left, a 'ProcessDate' value list is displayed with 11 values. A context menu is open over the list, and the 'Values out of restrictions' option is checked. The main data table shows columns for CustomerABCClassification, CustomerFirstName, CustomerName, CustomerStreet, CustomerStreetNo, CustomerCountry, CustomerState, CustomerZIPCode, CustomerCity, CustomerTelephone, CustomerEMail, CustomerOID, and CustomerID.

Compatibility

NEMO is compatible with all ERP releases from 6.1 onwards.

Functional Limitations

Following functionality is restricted as of now:

- Updating of Reports is not supported yet.
- Calculations of Driver and Indicators are not based on Intervals yet.

Component Status

- Qlik integration doesn't function yet.

Known Issues

- None

Documentation

Apart from this Release Letter, the following documentation is available from pAWorld (<https://paworld.proalpha.com/display/RN/Knowledge>).

- NEMO Glossary 2022-06-24 (no update)
- NEMO Data Structure 2022-05-13 (no update)
- NEMO Formula Syntax 2022-07-22 (no update)

Availability

All customer environments have been updated already.