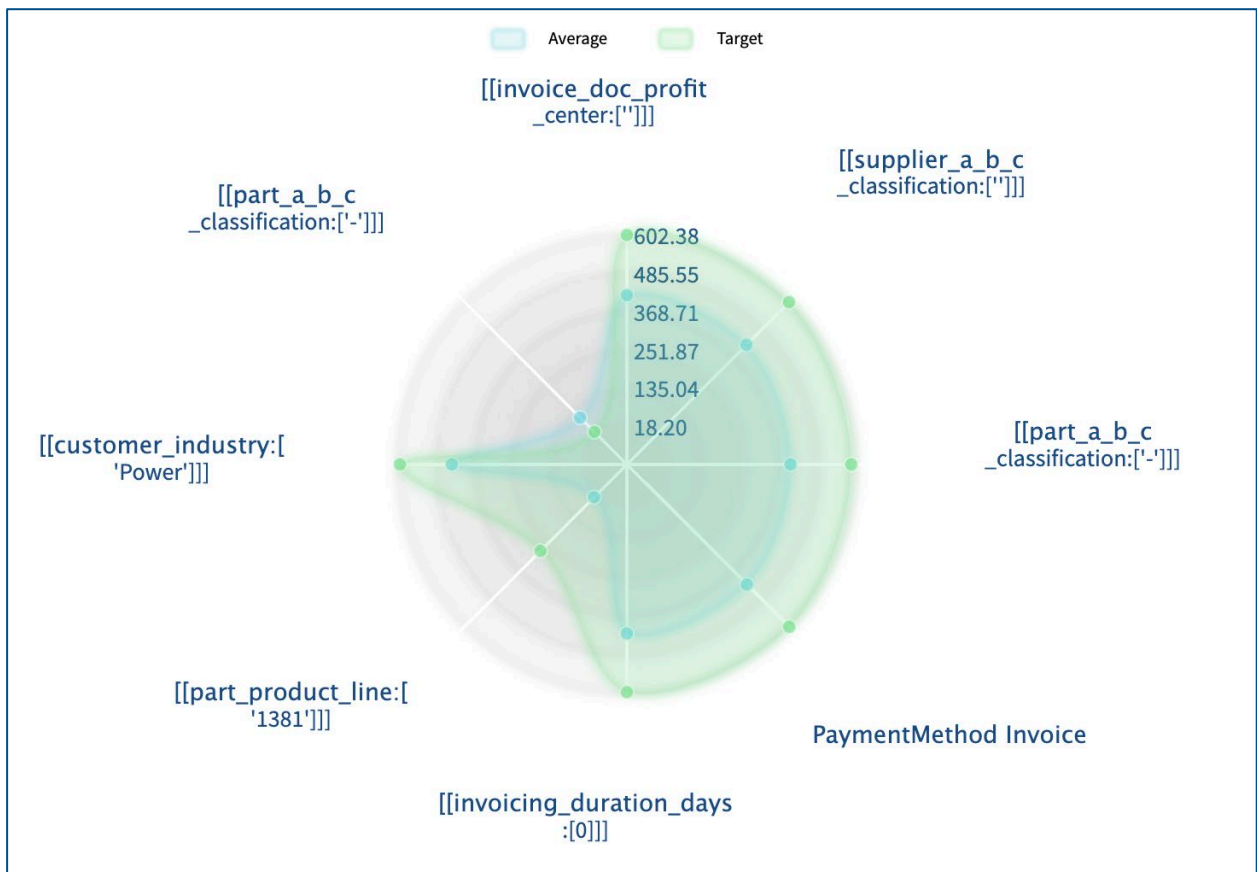


NEMO Release Letter

Version 2022-05-13



Content

Summary.....	1
Signature Features	2
Natural Performance Index (NPI)	2
Natural Leverage Index (NLI).....	2
Unsupervised Learning	2
Meta-data Driven.....	3
Hyper-Dashboard	3
All Details.....	4
Instantly Live.....	5
New and Changed Features	6
Extended Formula Syntax (IMPROVED).....	6
New Metrics (NEW).....	7
Sample Reports (NEW and IMPROVED).....	10
Ranker (IMPROVED).....	12
Focus (IMPROVED).....	13
Metadata editor (IMPROVED)	15
Static information (IMPROVED).....	16
Compatibility and Limitations.....	16
Compatibility.....	16
Functional Limitations.....	16
Component Status.....	16
Known Issues.....	16
Documentation.....	17
Availability.....	17

Summary

As of May 13, 2022, proALPHA has released NEMO version 2022-05-13.

NEMO – standing for Natural Enterprise Management Optimizer – is a new breed of AaaS – Analytics-as-a-Service – offering from proALPHA. NEMO analyzes all sorts of event data. In particular NEMO analyzes business processes as performed with proALPHA ERP. The objective of NEMO is to enable better daily decisions by relating operational activities (input factors) with financial results (output factors).

NEMO 2022-05-13 features various error corrections and performance improvements. Also, various housekeeping improvements have been implemented.

Furthermore, NEMO 2022-05-13 provides new and improved capabilities triggered by customers:

- Extended Formula Syntax (IMPROVED)
 - NULL support
- New Metrics (NEW)
 - Unsuccessful Quotes Ratio
 - Too Late Supplier Deliveries
 - Too Late Customer Payments
 - List Price Deviation Rate
- Sample Reports (NEW and IMPROVED)
 - Customer ABC Classification
 - Supplier ABC Classification
 - Part ABC Classification
 - Replenishment Time Analysis
 - Payment Target Aging
- Ranker (IMPROVED)
 - Searching and filtering of columns
- Focus (IMPROVED)
 - Restriction breadcrumbs
 - Attribute groups
- Metadata editor (IMPROVED)
 - New input field handling
- Static Information (IMPROVED)
 - More numbers

Signature Features

Natural Performance Index (NPI)

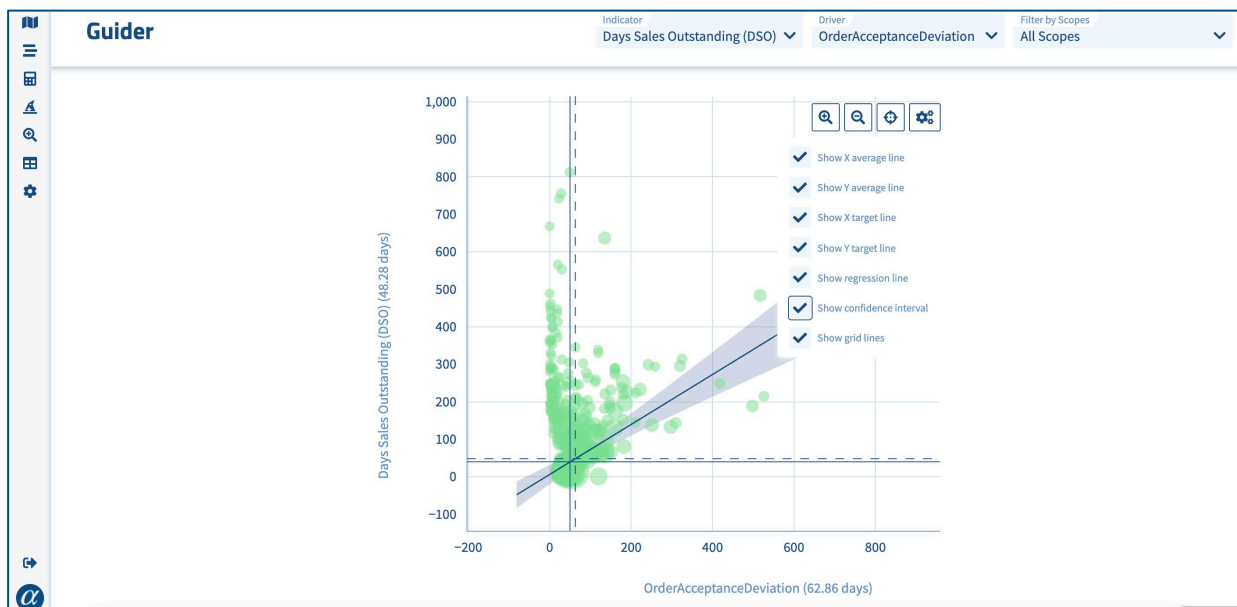
The NPI measures and ranks the fitness of a business. High NPIs indicate a significant improvement potential which is likely to be achieved. They help the user find and decide between the available optimization opportunities and are key to the daily decision support provided by NEMO.

Natural Leverage Index (NLI)

The NLI measures and ranks the degree of efficiency (“Wirkungsgrad”) of a certain operational measure. High NLI indicates a significant leverage which is likely to be achieved. They help the user find and decide between the available opportunities and as such facilitate the daily decision support provided by NEMO.

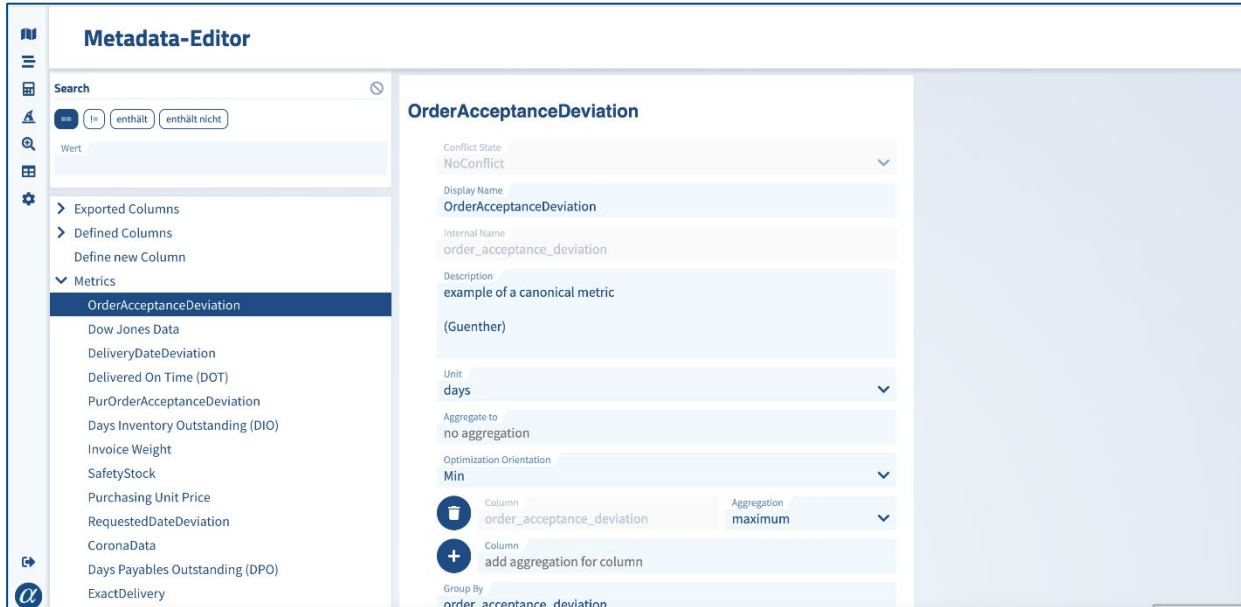
Unsupervised Learning

Since there is no optimum for business process optimization typical machine learning approaches don't apply. Hence NEMO leverages robust advanced statistics out of the so-called space of unsupervised learning algorithms.



Meta-data Driven

NEMO is not only data- but also metadata-driven. This means that virtually all metrics and scopes can be formed – either manually or automatically.



Hyper-Dashboard

NEMO continuously ranks all business process correlations. This enables dynamic dashboards which are complementing classical dashboards.



All Details

NEMO works always on details. There is no need to do any pre-aggregations at all. This means that the user can drill down to the detailed business documents at any point in time and instantaneously.

Here an example for the Payment Method Invoice. The Hyper-Dashboard provides an overview of the top measures for process improvements.



The Ranker table gives the details behind the Hyper-Dashboard.

Ranker Filter by Scopes: All Data

R Squared:

Indicators
 Filter by Name:
 Waste Reduction Rate (WRR)
 Profit Margin
 Order Acceptance Deviation
 ReplLeadTimeDeviation
 Number of Payment Targets
 Realized Price
 Single Sourcing Rate (SSR)
 Late Invoicing Rate
 Delivered On Time (DOT)
 Days Inventory Outstanding (DIO)
 Average Temperature
 SafetyStock
 ReplenishmentDeviation

NPI	NLI	Driver	Indicator	R Squared	Correlation	Actuals	Gain	Scope
601,917,952	40,704.1	Delivered On...	Days Invento...	0.05	0.23	€14,787.66k	€11,839,552...	PaymentMet...
567,153,024	38,353.1	PurExactDeli...	Days Invento...	0.06	0.25	€14,787.66k	€8,897,089.5...	PaymentMet...
558,322,112	40,228.5	PurExactDeli...	Days Invento...	0.07	0.26	€13,878.75k	€8,437,466.6...	[[invoicing_d...
551,381,504	1,133,087.3	ReplLeadTi...	Days Invento...	0.24	0.49	€486.62k	€2,317,477.3...	[[customer_r...
541,763,584	39,035.5	Delivered On...	Days Invento...	0.05	0.22	€13,878.75k	€11,146,345...	[[invoicing_d...
368,957,248	13,932.0	Replenishme...	Days Invento...	0.53	0.73	€26,482.77k	€892,769.54k	[[part_type:[9]]
249,010,336	16,839.1	ReplLeadTi...	Days Invento...	0.02	-0.14	€14,787.66k	€13,503,370...	PaymentMet...
248,111,296	25,661.8	ReplLeadTi...	Days Invento...	0.04	-0.19	€9,668.50k	€6,729,405.4...	[[customer_i...
205,359,856	14,796.7	ReplLeadTi...	Days Invento...	0.02	-0.13	€13,878.75k	€11,834,033...	[[invoicing_d...
176,447,920	32,377.2	PurExactDeli...	Days Invento...	0.09	0.30	€5,449.76k	€1,909,336.5...	[[customer_a...
174,167,904	23,651.6	ReplLeadTi...	Days Invento...	0.03	-0.16	€7,363.89k	€6,652,653.0...	[[customer_a...
172,000,192	3,384.2	Delivered On...	Days Invento...	0.05	0.23	€50,825.06k	€3,189,364.7...	[[part_a_b_c...
171,797,920	3,349.2	Delivered On...	Days Invento...	0.05	0.23	€51,294.62k	€3,269,720.8...	[[invoice_doc...
171,730,720	3,349.2	Delivered On...	Days Invento...	0.05	0.23	€51,274.56k	€3,268,441.8...	[[supplier_a...
160,876,304	3,136.3	PurExactDeli...	Days Invento...	0.07	0.26	€51,294.62k	€2,386,454.0...	[[invoice_doc...
160,813,376	3,136.3	PurExactDeli...	Days Invento...	0.07	0.26	€51,274.56k	€2,385,520.6...	[[supplier_a...
152,162,416	2,993.8	PurExactDeli...	Days Invento...	0.07	0.26	€50,825.06k	€2,277,224.4...	[[part_a_b_c...
141,023,744	14,585.9	Delivered On...	Days Invento...	0.10	0.31	€9,668.50k	€1,458,552.4...	[[customer_i...
128,455,368	13,286.0	PurExactDeli...	Days Invento...	0.06	0.25	€9,668.50k	€2,082,220.8...	[[cus... Provide feedback

And the Focus view gives the details behind the Ranker table. And all within seconds.

Focus Filter by Scopes: Temporary scope

Start Analysis View
 Zoom in Exclude Zoom out Back Next

Attributes: 732 of 732
 Objects: 237,183 of 2,791,918

CustomerIndustry
 28 values
 Power: 101605
 Building technology: 75514
 General Industry: 32122
 Process: 12003
 Sonstige: 6878

CustomerABCClassification
 5 values
 -: 6017
 A: 99254
 B: 68432
 C: 23851
 D: 39629

Infoscape

Delivery Data
 ShippingType: D., K., P., U., a., s., w.
 ShippingDateActual: ---
 ShippingDate: ---
 DeliveryDate: ---
 Count(DeliveryDate): 143568
 DeliveryDateActual: ---
 Count(DeliveryDateActual): 139256
 RequestedDate: ---
 TransportTime: 0 1 2 4 6
 Mean(TransportTime): 2

General

ShippingDate
 862 + 1 values
 2017-12-20: 1
 2018-03-22: 2
 2018-06-28: 1
 2018-07-09: 7
 2018-07-11: 1

CustomerState
 1448 values
 State 100000: 292
 State 100001: 38
 State 100003: 23
 State 100005: 2
 State 100006: 2

App version: 0.34.2 Provide feedback

Instantly Live

NEMO doesn't need any customization. Even chart-of-account or financial calendar are not needed for NEMO to function.

New and Changed Features

Extended Formula Syntax (IMPROVED)

To enable new types of metrics our formula syntax has been extended.

NULL support

In comparisons you can use NULL now (see also the updated NEMO Formula Syntax document).

Unsuccessful Quote (boolean)

Conflict State
NoConflict

Display Name
Unsuccessful Quote (boolean)

Internal Name
unsuccessful_quote

Description

Unit
without unit

Data Type
boolean

Formula
quote_doc_no != 'NULL' AND order_doc_no == 'NULL'

Attribute Group Internal Name

Categorial Type:

New Metrics (NEW)

Based on new formula capabilities as well as newly exported data fields a number of new exemplary metrics could be created.

Unsuccessful Quotes Rate

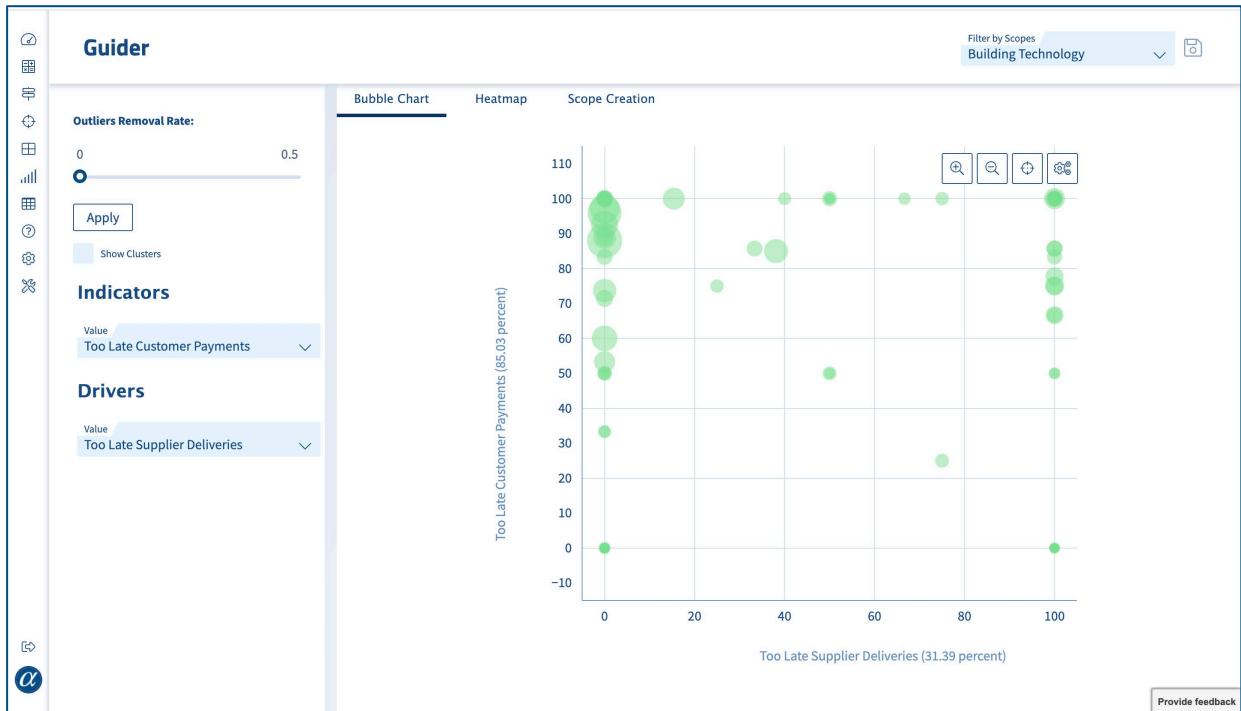
This is about measuring the impact of the ratio of quotes which didn't end up in an order.



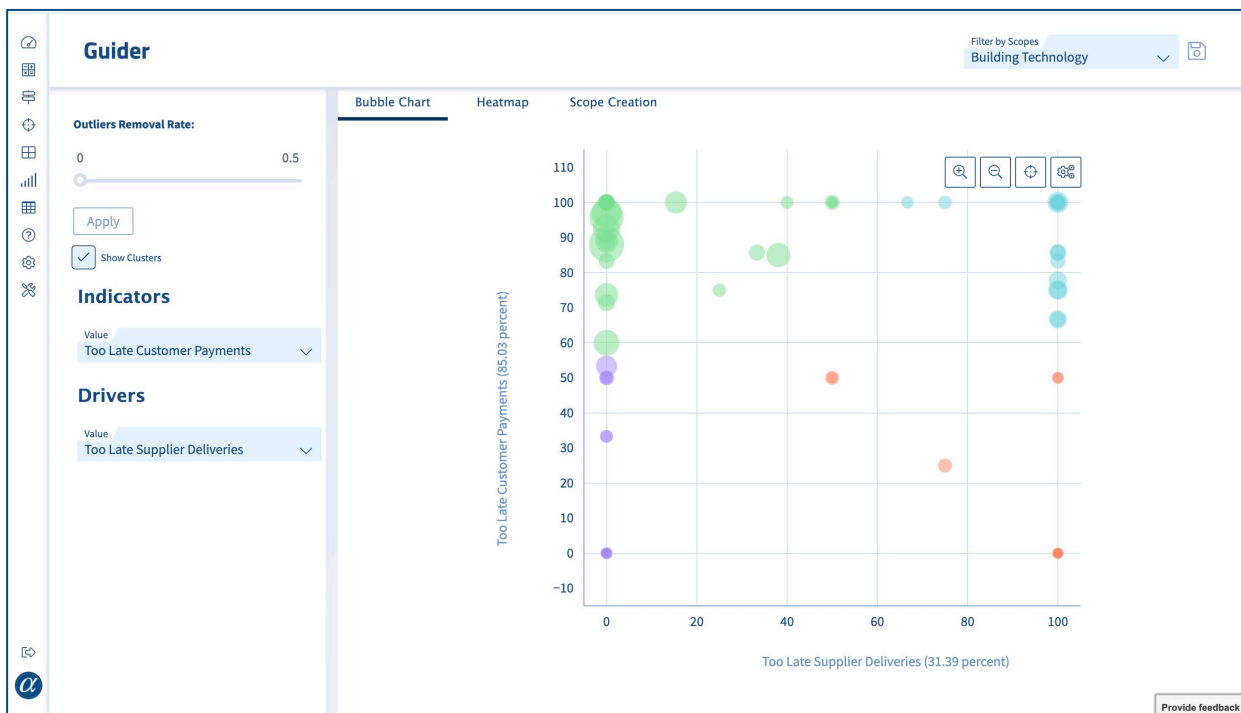
Before Corona more quotes led to orders.

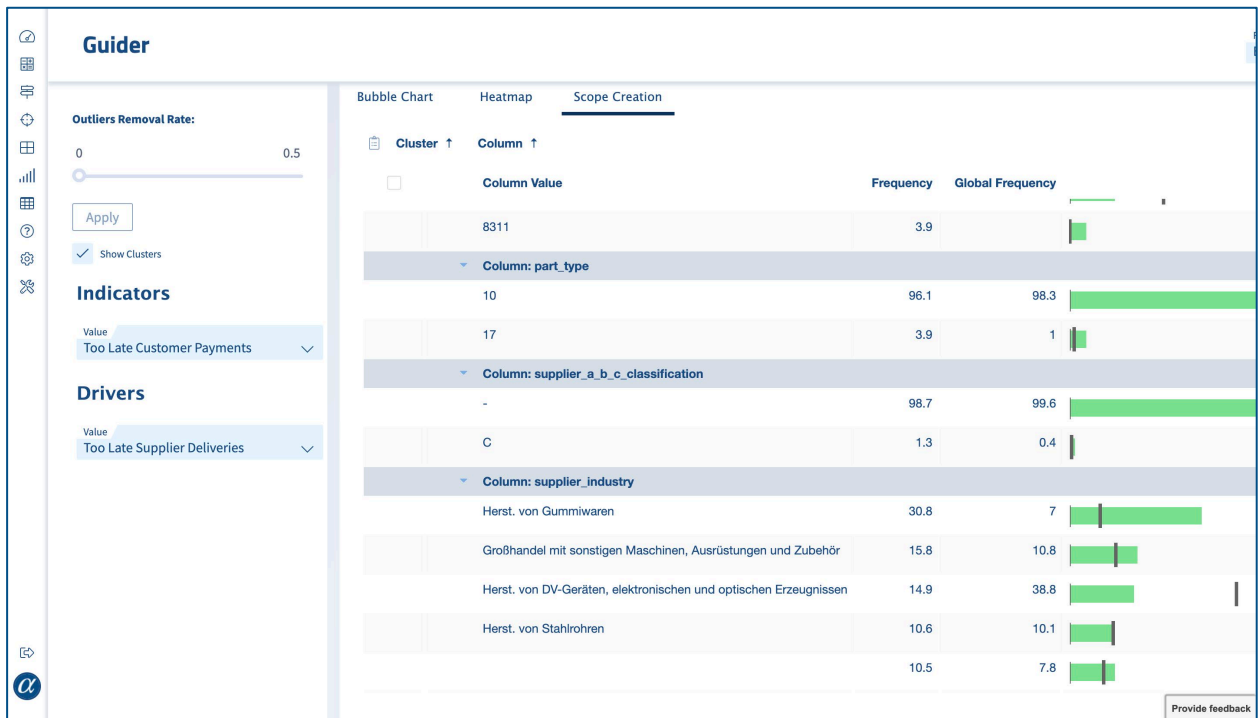
Too Late Customer Payments versus Too Late Supplier Deliveries

This is a popular question among our customers.



There is indeed a clear correlation between late deliveries and late payments.

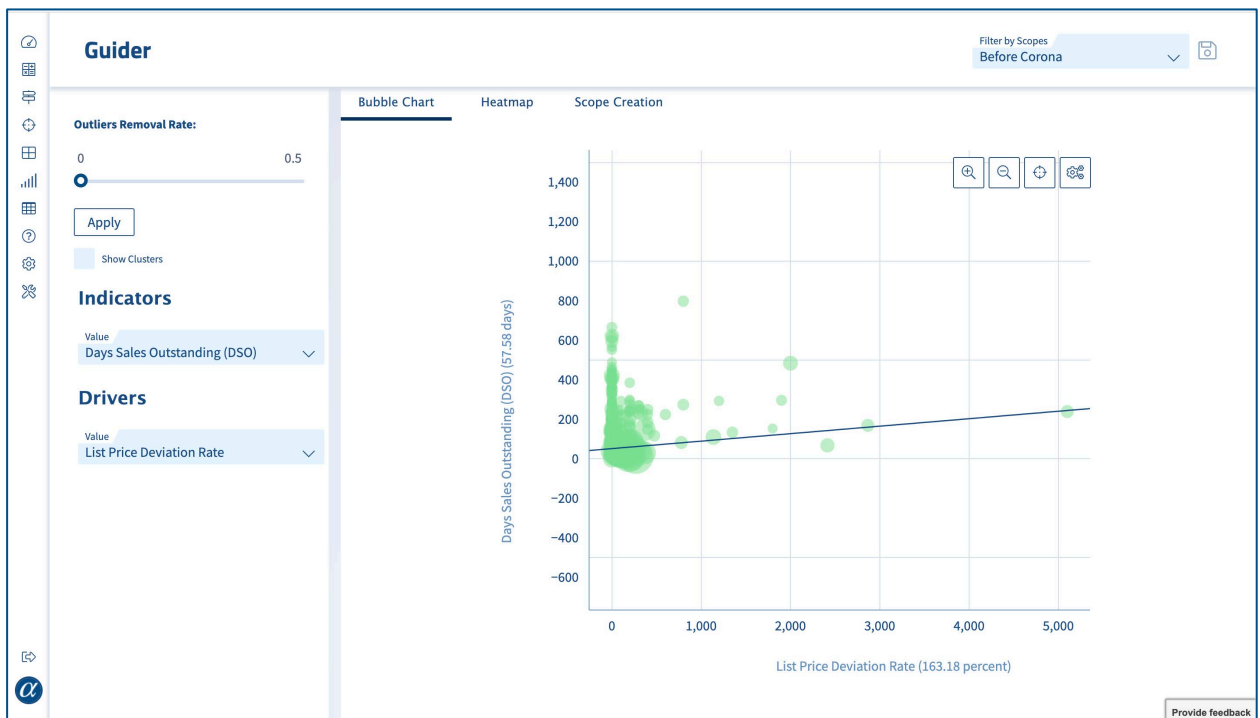


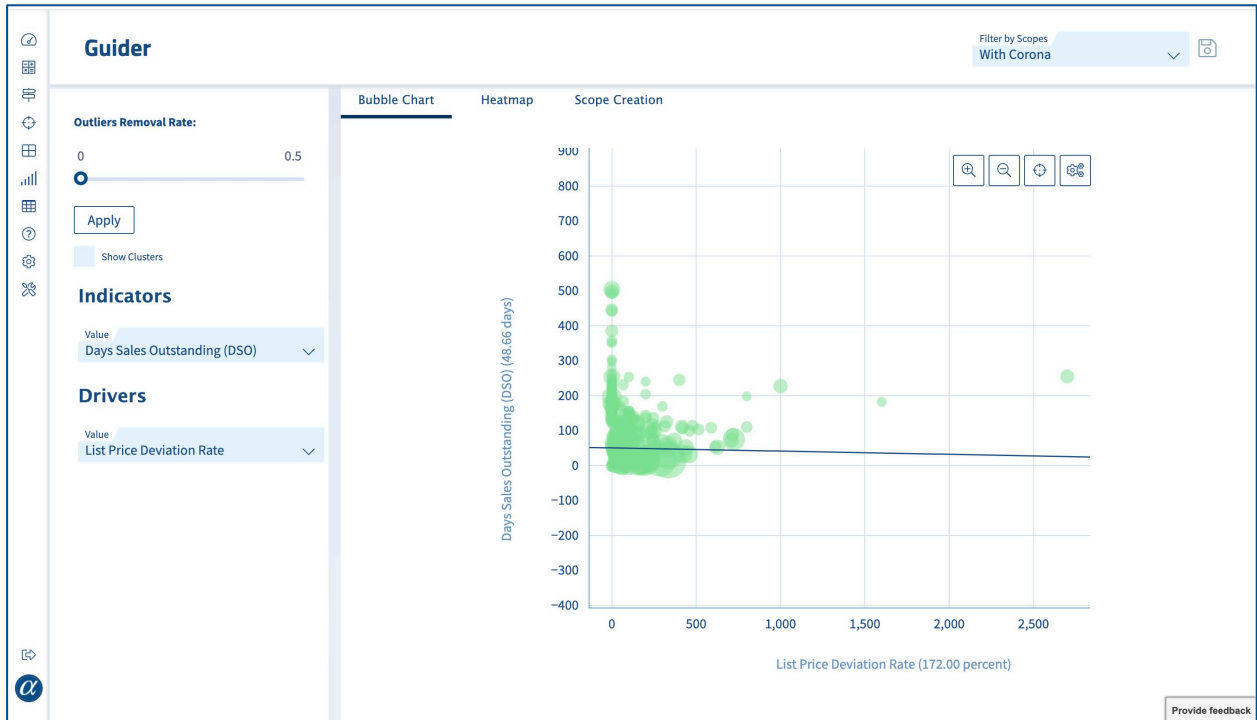


Cluster analysis not only unveils the customers but also the parts and suppliers in question.

List Price Deviation Rate

This is a measure for the quality of price setting.





Pricing since the Corona outbreak appears to be really difficult.

Sample Reports (NEW and IMPROVED)

Based on customer feedback our sample reports have been enhanced and new ones have been added.

Customer ABC Classification (IMPROVED)

The 'Reports' dashboard displays a table of Customer ABC Classification data. The table includes columns for Customer id, Name, Industry, Country, City, Profit margin, Total sales, Order rate, Payment dev..., Previous abc, and New abc.

Customer id	Name	Industry	Country	City	Profit margin	Total sales	Order rate	Payment dev...	Previous abc	New abc
101127	13 Sybilles Blu...	Building techn...	Country 101127	Adelberg	0.20600869584...	13059266.4900...	0.99	15	A	A
100908	10 Thami Moden	Power	Country 100908	Absteinach	1.38493868655...	12998680.8799...	0.85	4	A	A
101070	1000 Töpfe	Power	Country 101070	Abens	0.36711132979...	10110776.3800...	0.93	19	A	A
100814	03 Sauberland	Power	Country 100814	Aalen	0.23519687806...	8624720.19999...	0.97	27	A	A
100951	1 a	Power	Country 100951	Adendorf	0.40789153331...	6668265.09999...	0.96	126	A	B
101499	10 Top Ten	Power	Country 101499	Abstetterhof	3.52299706965...	5397916.39999...	0.97	2	A	A
101045	123 Trau-Dich-...	Power	Country 101045	Achtenwehr	0.33178716931...	5301911.90999...	0.75	38	A	B
100823	1a Kleiner	Power	Country 100823	Ahnebeck	0.23865311697...	4273027.18999...	0.96	24	A	A
101491	100Tee	Power	Country 101491	Absberg	0.45519342779...	3968610.56999...	0.84	6	A	A
101222	7 for all mankind	Power	Country 101222	Altenmünster	1.50003090093...	3951755.50000...	0.97	0	B	A
101289	02 Reisecenter...	Power - Waste...	Country 101289	Aachen	0.93407982327...	3859655.55000...	0.92	73	A	A
101003	2Rad Henning	Power	Country 101003	Alldorf-Tannhof	0.59931129448...	3769820.01000...	0.89	3	A	A

Supplier ABC Classifications (IMPROVED)

Reports										
Supplier ABC Classification (Improved)										
Supplier id	Name	Industry	Country	City	Single sourcing ...	Total purchasin...	Avg delivery dev...	Previous abc	New abc	
700275	alpha 60	Herst. von Masc...	Country 700275	Boitze	0.68309	30178954.32999...	0	-	A	
700664	Name 700664	Herst. von Gum...	Country 700664	City 700664	0.95967	21803984.20000...	22	-	B	
700357	Altstadt Apotheke		Country 700357	Brackel	0.77080	12046828.91000...	15	-	B	
700280	Altstadmetzgerei...		Country 700280	Brandenburg (Ha...	0.86635	10448809.58999...	2	-	A	
700233	Alte Bushalle		Country 700233	Bördeland - OT ...	0.95623	9553355.899999...	8	-	A	
700305	Altstadmetzgerei...		Country 700305	Brand-Erbisdorf	0.90931	9401189.749999...	0	-	A	
700017	Alnautra	Erzeugung von R...	Country 700017	Bodenmais	0.62470	8138899.999999...	0	-	A	
700482	American Apparel		Country 700482	Brickeln	0.66424	3592962.979999...	28	-	B	
700075	Altstadt Buchhan...	Herst. von ström...	Country 700075	Brake	0.97156	3591667.26	7	-	A	
700085	Alpha-Tecc	Herst. von DV-Ge...	Country 700085	Bollschweil	0.92508	3525109.090000...	1	-	A	

Part ABC Classification (IMPROVED)

Reports										
Part ABC Classification (Improved)										
Part id	Part group	Part type	Part desc 1	Part desc 2	Part desc 3	Part desc 4	Total sales vol...	Total purchasi...	Previous abc	New abc
111774	4632	Purchased Parts	1001 Nights: T...				434919.119999...	14799268.1000...	-	A
10181	4999	Once-Only Part	2:The Mousing ...				0	4587590.97999...	-	B
240176	8311	Raw Material	2:Bounty Hunt...				0	2933212.72999...	-	B
105501	4621	Purchased Parts	100 Smash Wi...				416113.300000...	2452450	-	A
111776	4632	Purchased Parts	007: Blood Sto...				349588.589999...	2356504.6	-	A
10008	4999	External Servic...	2:Mozart: The ...				0	1645531.09000...	-	B
117835	8311	Raw Material	1:The Muncha...				0	1637718.12000...	-	B
100765	8311	Raw Material	Might and Mag...				135.48	1597681.49999...	-	B

Replenishment Time Analysis (IMPROVED)

Reports														
Replenishment Time Analysis (Improved)														
Part id	Part group	Part type	Part desc 1	Part desc 2	Part desc 3	Part desc 4	Number ...	Min repl...	Replenis...	New repl...	Diff repl...	Avg new ...	Percenta...	Standard...
105518	4621	10	Air Confl...				34	0	7	42	35	45	500.00	0.522232...
336272	2223	10	2:Euro Tru...				2	0	56	21	-35	45	-63.00	24
112132	4622	10	Aircraft C...				12	0	7	43	36	45	514.00	0.603022...
252153	4641	10	2:Cal Rip...				4	0	7	1	-6	45	-86.00	25.40341...
116490	2999	10	The Sims ...				4	0	7	42	35	45	500.00	1.732050...
111774	4632	10	1001 Nig...				2693	0	7	21	14	45	200.00	0.462566...
245923	4552	10	Air Comb...				10	0	7	13	6	45	86.00	10.66666...
116209	3112	10	Air Comm...				4	0	7	35	28	45	400.00	5.773502...
251650	3111	10	Air Confl...				14	0	7	4	-3	45	-43.00	11.37135...
104378	4611	10	10 Action ...				310	0	7	43	36	45	514.00	0.113776...

Payment Target Aging (NEW)

This is about analyzing how outdated the payment terms are. By the way; as higher the number of payment targets as more complex the business processes.

Reports		Filter by Scopes
Payment Target Aging_(Improved)		All Data
Payment target description	Last payment date	
14 days 3% cd., 30 days 2% cd., 90 days net.	2021-11-10	
14 days less 3% discount or by 30 days net.	2021-11-15	
Lastschrift abzüglich 4% Skonto	2021-11-08	
45 days less 3% discount or by 90 days net.	2021-11-09	
45 days net.	2021-11-11	
Payable by 75 days net.	2021-11-08	
Payable by 30 days net.	2021-11-15	
14 days less 2% discount or by 60 days net.	2021-11-11	
Advance payment latest 20 days before delivery	2021-11-12	

Ranker (IMPROVED)

On popular demand the crawler results can now be searched and filtered.

Ranker		Filter by Scopes						
All Data		All Data						
R Squared: 0 <input type="range"/> 1 <input type="button" value="Apply"/>								
Indicators <input type="button" value="X"/> <input type="button" value="="/> <input type="button" value="≠"/> <input type="button" value=">"/> <input type="button" value="<"/> <input type="button" value=">="/> <input "="" type="button" value="<="/> Filter by Name								
Waste Reduction Rate (WRR)								
Unsuccessful Quotes Rate (UQR)								
Profit Margin								
Order Acceptance Deviation								
ReplLeadTimeDeviation								
Number of Payment Targets								
Realized Price								
Single Sourcing Rate (SSR)								
Late Invoicing Rate								
Delivered On Time (DOT)								
Days Inventory Outstanding (DIO)								
Average Temperature								
NPI	NLI	Driver	Indicator	R Squared	Correlation	Actuals	Gain	Scope
Q	Q	Q	Q	Q	Q	Q	Q	Q
= Equals		Order Accept...	Days Invento...	0.06	-0.24	€22,112.53k	€27,120,420.00	Power
≠ Does not equal		ReplLeadTi...	Days Invento...	0.24	0.49	€1,054.69k	€4,832,856.00	[[customer_r...
< Less than		ExactDelivery	Days Invento...	0.07	0.26	€30,212.60k	€14,411,187.00	[[invoicing_d...
> Greater than		ExactDelivery	Days Invento...	0.06	0.25	€32,358.12k	€14,651,191.00	PaymentMet...
< Less than or equal to		ReplLeadTi...	Days Invento...	0.02	-0.15	€32,358.12k	€40,294,666.00	PaymentMet...
> Greater than or equal to		Replenishme...	Days Invento...	0.04	-0.21	€22,112.53k	€21,074,042.00	Power
Q Reset		Delivered On...	Days Invento...	0.04	0.20	€32,358.12k	€21,164,281.00	PaymentMet...
776,981,824	35,138	ReplLeadTi...	Days Invento...	0.05	-0.21	€22,112.53k	€17,038,599.00	Power
748,164,544	24,763	ReplLeadTi...	Days Invento...	0.02	-0.15	€30,212.60k	€33,043,349.00	[[invoicing_d...
741,779,776	17,527	ExactDelivery	Days Invento...	0.38	-0.62	€42,323.07k	€1,940,193.00	[[part_type:[9]]
722,216,960	23,904	Delivered On...	Days Invento...	0.04	0.19	€30,212.60k	€19,773,741.00	[[invoicing_d...
456,543,520	10,787	Replenishme...	Days Invento...	0.34	0.58	€42,323.07k	€1,339,558.60	[[part_type:[9]]
401,180,032	23,585	ReplLeadTi...	Days Invento...	0.03	-0.16	€17,009.94k	€15,861,613.00	[[customer_a...
329,381,568	14,896	Delivered On...	Days Invento...	0.12	0.34	€22,112.53k	€2,820,451.80	Power
261,897,776	3,830	ReplLeadTi...	Days Invento...	0.04	-0.19	€68,388.35k	€7,369,300.40	[[part_a_b_c...
232,707,072	220,640	PurExactDel...	Days Invento...	0.10	-0.32	€1,054.69k	€2,235,614.70	[[customer_r...
218,066,256	206,759	Order Accep...	Days Invento...	0.04	-0.21	€1,054.69k	€4,868,775.40	[[customer_r...
208,960,496	4,937	Delivered On...	Days Invento...	0.25	-0.50	€42,323.07k	€822,667.39k	[[part...

Ranker Filter by Scopes
All Data

R Squared:

Indicators

Filter by Name

- Waste Reduction Rate (WRR)
- Unsuccessful Quotes Rate (UQR)
- Profit Margin
- Order Acceptance Deviation
- ReplLeadTimeDeviation
- Number of Payment Targets
- Realized Price
- Single Sourcing Rate (SSR)
- Late Invoicing Rate
- Delivered On Time (DOT)
- Days Inventory Outstanding (DIO)
- Average Temperature

NPI	NLI	Driver	Indicator	R Squared	Correlation	Actuals	Gain	Scope
1,517,870,720	68,643	Order Accep...	Days Invento...	0.06	-0.24	€22,112.53k	Contains	ver
1,181,549,056	1,120,282	ReplLeadTi...	Days Invento...	0.24	0.49	€1,054.69k	Does not contain	stomer_r...
1,007,714,176	33,354	ExactDelivery	Days Invento...	0.07	0.26	€30,212.60k	Starts with	voicing_d...
931,154,304	28,777	ExactDelivery	Days Invento...	0.06	0.25	€32,358.12k	Ends with	mentMet...
919,942,784	28,430	ReplLeadTi...	Days Invento...	0.02	-0.15	€32,358.12k	= Equals	mentMet...
916,072,704	41,428	Replenishme...	Days Invento...	0.04	-0.21	€22,112.53k	≠ Does not equal	mentMet...
819,246,464	25,318	Delivered On...	Days Invento...	0.04	0.20	€32,358.12k	Q Reset	ver
776,981,824	35,138	ReplLeadTi...	Days Invento...	0.05	-0.21	€22,112.53k	€21,164,281...	PaymentMet...
748,164,544	24,763	ReplLeadTi...	Days Invento...	0.02	-0.15	€30,212.60k	€3,043,349...	Power
741,779,776	17,527	ExactDelivery	Days Invento...	0.38	-0.62	€42,323.07k	€1,940,193.0...	[[invoicing_d...
722,216,960	23,904	Delivered On...	Days Invento...	0.04	0.19	€30,212.60k	€19,773,741...	[[part_type:[9]]
456,543,520	10,787	Replenishme...	Days Invento...	0.34	0.58	€42,323.07k	€1,339,558.6...	[[invoicing_d...
401,180,032	23,585	ReplLeadTi...	Days Invento...	0.03	-0.16	€17,009.94k	€15,861,613...	[[part_type:[9]]
329,381,568	14,896	Delivered On...	Days Invento...	0.12	0.34	€22,112.53k	€2,820,451.8...	[[customer_a...
261,897,776	3,830	ReplLeadTi...	Days Invento...	0.04	-0.19	€68,388.35k	€7,369,300.4...	Power
232,707,072	220,640	PurExactDeli...	Days Invento...	0.10	-0.32	€1,054.69k	€2,235,614.7...	[[part_a_b_c...
218,066,256	206,759	Order Accep...	Days Invento...	0.04	-0.21	€1,054.69k	€4,868,775.4...	[[customer_r...
208,960,496	4,937	Delivered On...	Days Invento...	0.25	-0.50	€42,323.07k	€822,667.39k	[[par Provide feedback

Focus (IMPROVED)

Restriction Breadcrumbs

Focus Filter by Scopes
Temporary scope

Start Analysis View

Zoom in Exclude Zoom out Back Next

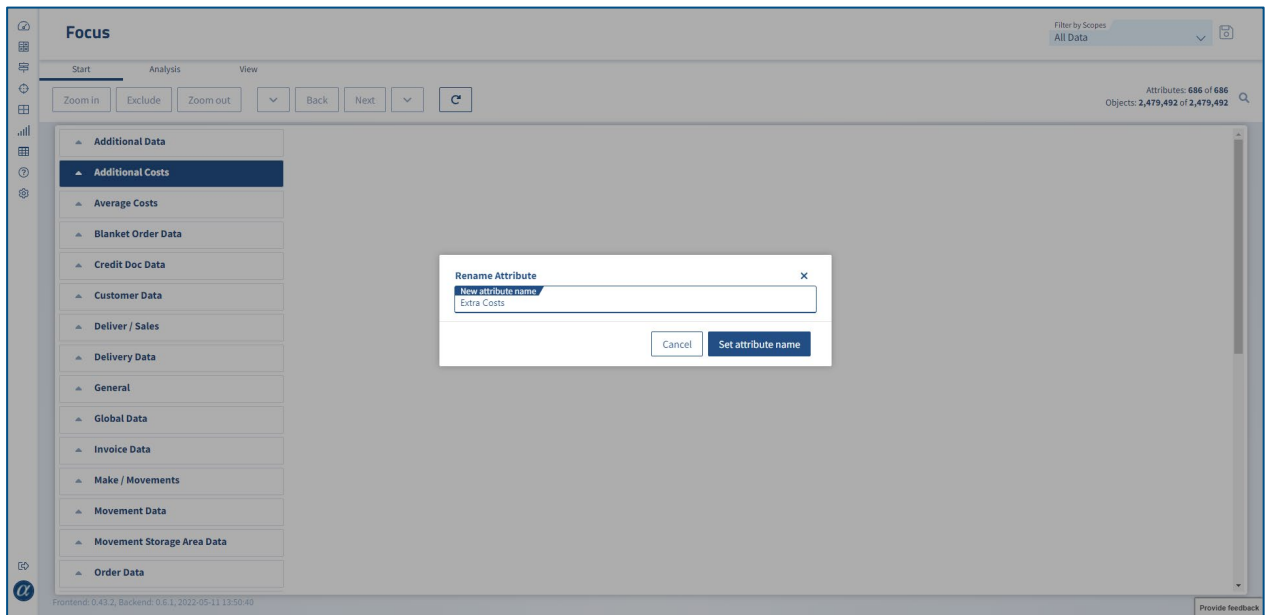
Attributes: 689 of 689
Objects: 42,666 of 2,419,492

CustomerID x CustomerIndustry x CustomerRegion x

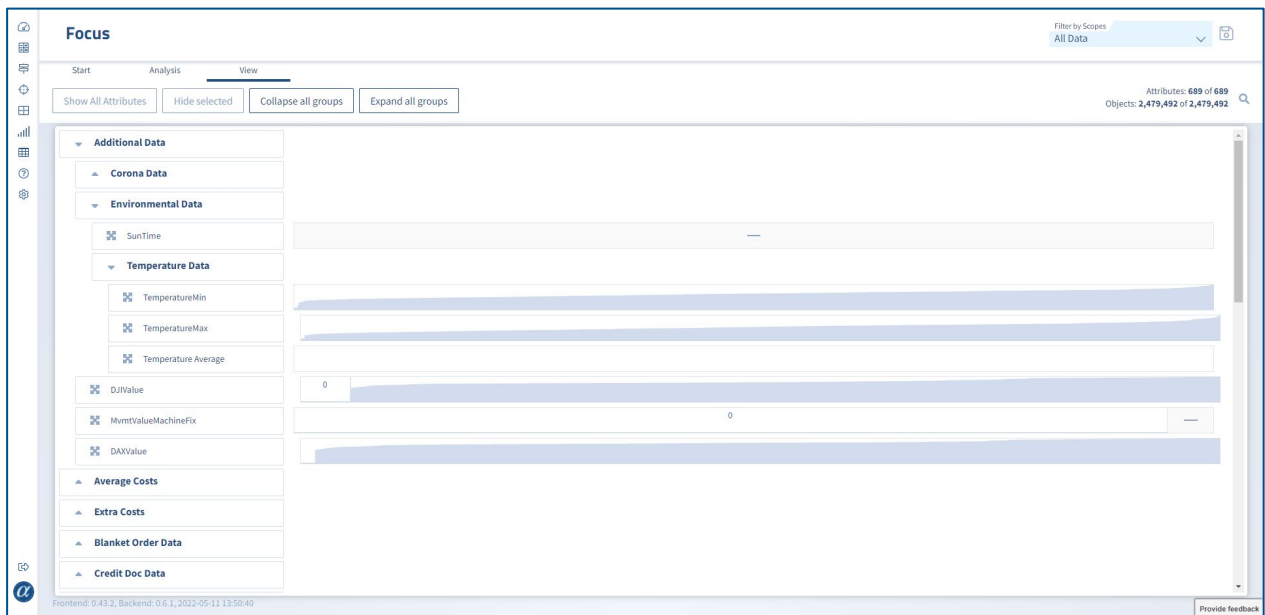
Customer Data	Frequency	CustomerRegion
CustomerCompanyGroup	Building technology 7334	100814 100823 100871 100873 1008 100893 100894
CustomerFirst Name	General Industry 7344	100814 100822 100823 100871 100873 1008 100893 100894
CustomerID	Oil + Gas - Storage 62	100814 100822 100823 100871 100873 1008 100893 100894
CustomerStreet	Power 27915	100814 100822 100823 100871 100873 1008 100893 100894
CustomerCity		100814 100822 100823 100871 100873 1008 100893 100894
CustomerRegion		Region 10081... Region 10082... Region 10087... Region 10089...
CustomerTelephone		100814 100822 100823 100871 100873 1008 100893 100894
CustomerZIPCode		100814 100822 100823 100871 100873 1008 100893 100894
CustomerName		100814 100822 100823 100871 100873 1008 100893 100894
CustomerStreetNo		100814 100822 100823 100871 100873 1008 100893 100894
CustomerEMail		100814 100822 100823 100871 100873 1008 100893 100894
CustomerIndustry	Building technology General Industry Power	100814 100822 100823 100871 100873 1008 100893 100894
CustomerABCClassification		100814 100822 100823 100871 100873 1008 100893 100894

New Restriction Breadcrumbs help keeping track of the path you took through the data.

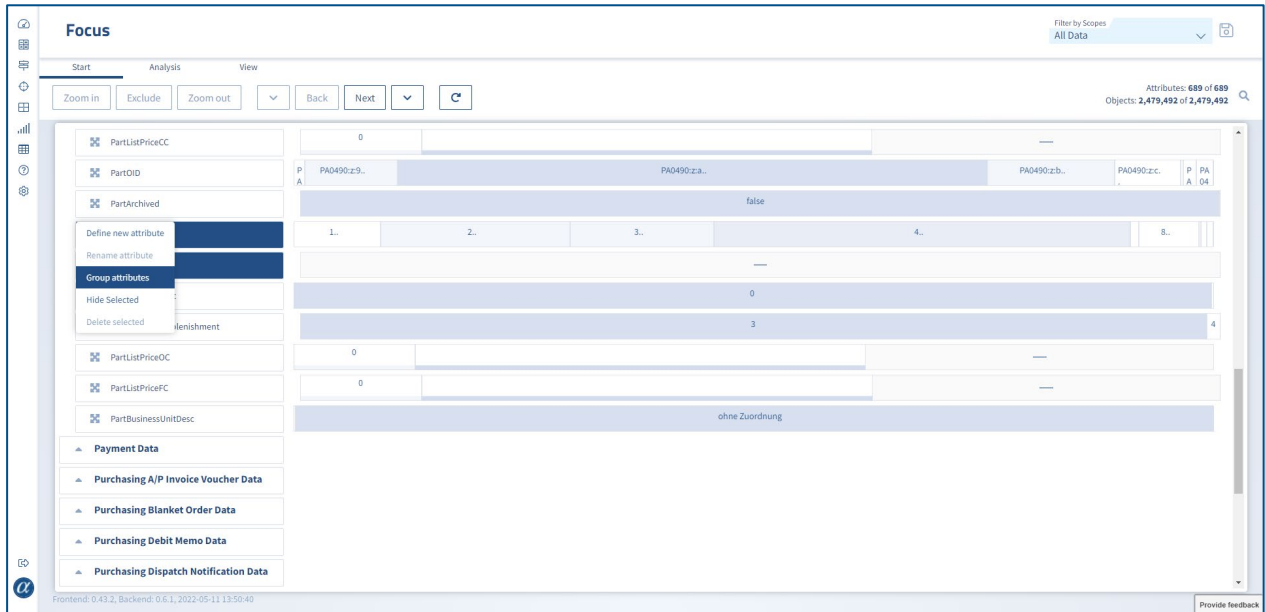
Attribute Groups



Attribute Groups can now be renamed easily directly in Focus via context menu.



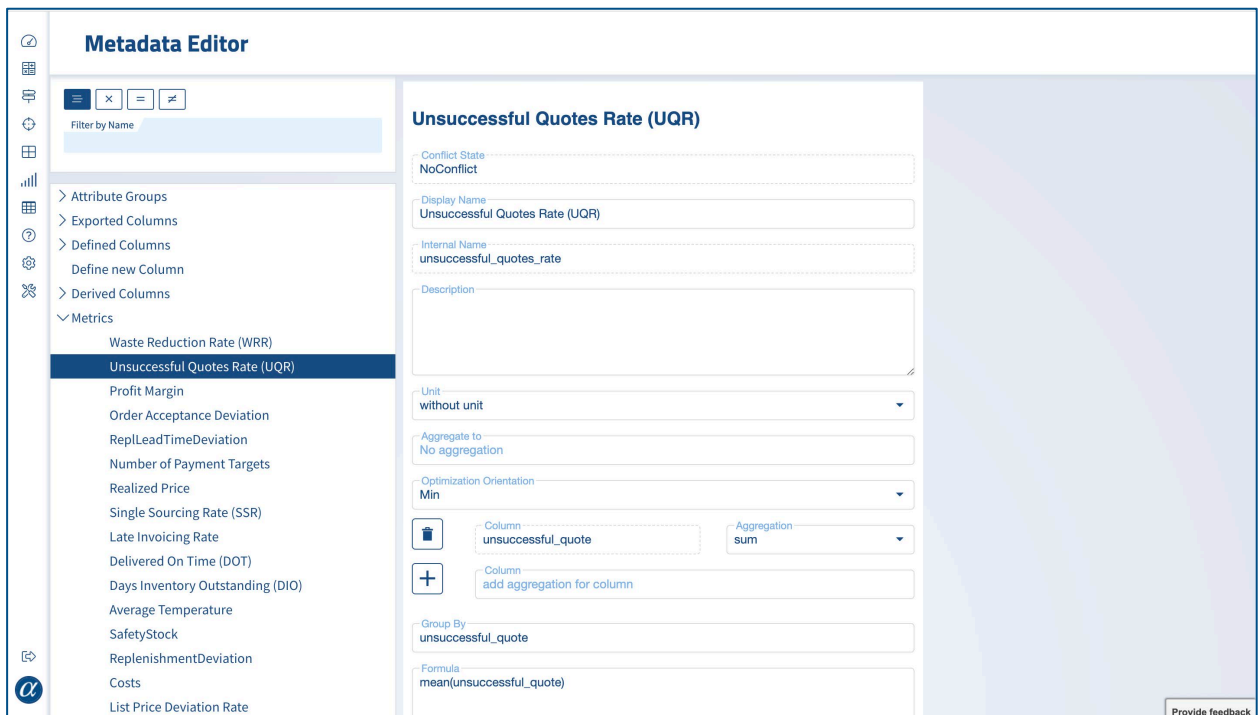
Attribute Groups can now be nested just by drag & drop mechanics.



New Attribute Groups can now be created. Just select all Attributes you want to group together and choose Group attributes from the context menu. Attribute Groups can be deleted again as well, of course.

Metadata editor (IMPROVED)

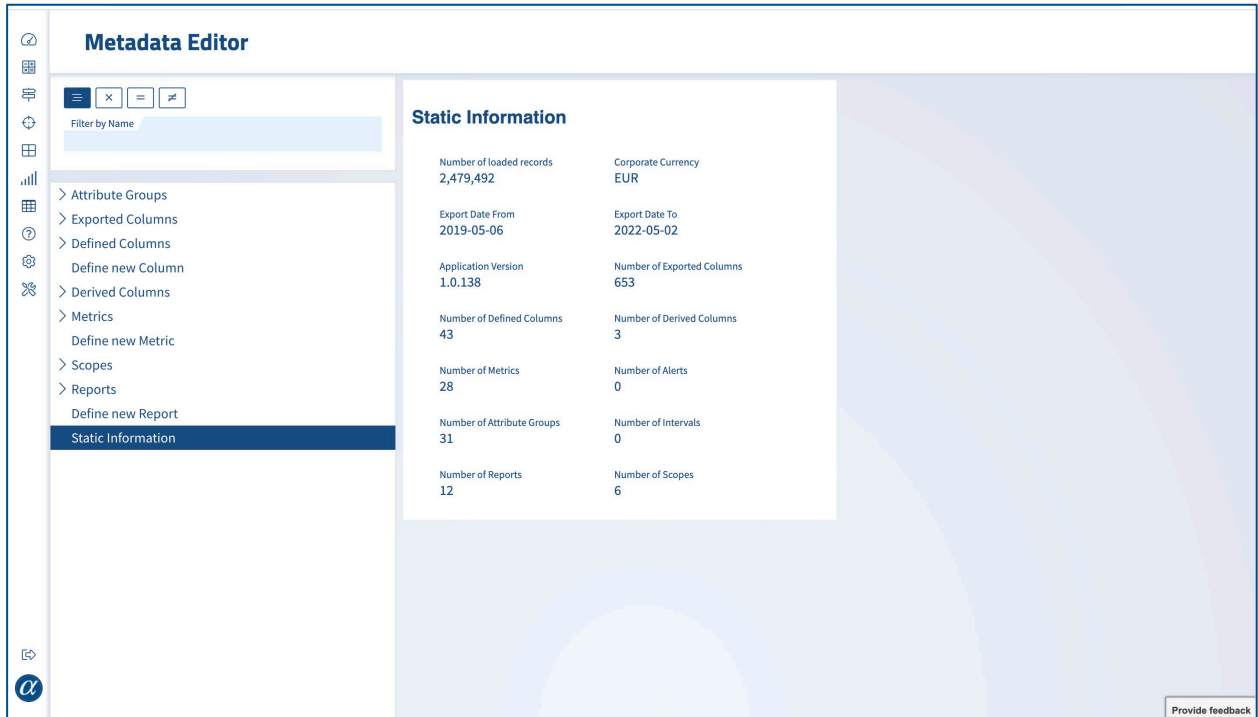
Preparing for the simplification of the usage of the metadata editor we have implemented a new field handling.



This is the basis for potential future functionality like type ahead and lookup of field content.

Static information (IMPROVED)

More key data of the customer environment are depicted now.



The screenshot shows the 'Metadata Editor' interface. On the left is a navigation menu with categories like Attribute Groups, Exported Columns, Defined Columns, Derived Columns, Metrics, Scopes, and Reports. The 'Static Information' option is highlighted. The main area displays a 'Static Information' panel with the following data:

Static Information	
Number of loaded records	2,479,492
Corporate Currency	EUR
Export Date From	2019-05-06
Export Date To	2022-05-02
Application Version	1.0.138
Number of Exported Columns	653
Number of Defined Columns	43
Number of Derived Columns	3
Number of Metrics	28
Number of Alerts	0
Number of Attribute Groups	31
Number of Intervals	0
Number of Reports	12
Number of Scopes	6

A 'Provide feedback' button is visible in the bottom right corner of the interface.

Compatibility and Limitations

Compatibility

NEMO is compatible with all ERP releases from 6.1 onwards.

Functional Limitations

Following functionality is restricted as of now:

- WRR doesn't comprise production waste yet.
- Updating of Reports is not supported yet.

Component Status

- Qlik integration doesn't function yet.

Known Issues

- None

Documentation

Apart from this Release Letter, the following documentation is available from pAWorld (<https://paworld.proalpha.com/display/RN/Knowledge>).

- NEMO Glossary 2022-03-04 (no update)
- NEMO Data Structure 2022-05-13 (updated)
- NEMO Formula Syntax 2022-05-13 (updated)

Availability

All customer environments as well as DEMO have been updated already.